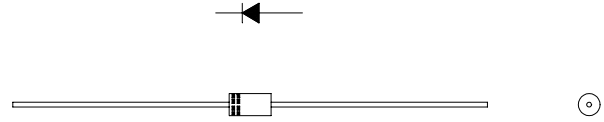


FRD Type :11DF4

OUTLINE DRAWING

FEATURES

- * Miniature Size
- * Ultra - Fast Recovery
- * Low Forward Voltage drop
- * Low Power Loss, High Efficiency
- * High Surge Capability
- * 200 Volts thru 400 Volts Types Available
- * 52mm Inside Tape Spacing Package Available



Maximum Ratings

Approx Net Weight:0.33g

Rating	Symbol	11DF4		Unit	
Repetitive Peak Reverse Voltage	V_{RRM}	400		V	
Non-repetitive Peak Reverse Voltage	V_{RSM}	440		V	
Average Rectified Output Current	I_O	1.0	Ta=18°C *1	50Hz Half Sine Wave Resistive Load	A
			Ta=57°C *2		
RMS Forward Current	$I_{F(RMS)}$	1.57		A	
Surge Forward Current	I_{FSM}	30	50Hz Half Sine Wave, 1cycle, Non-repetitive		A
Operating Junction Temperature Range	T_{jw}	- 40 to + 150		°C	
Storage Temperature Range	T_{stg}	- 40 to + 150		°C	

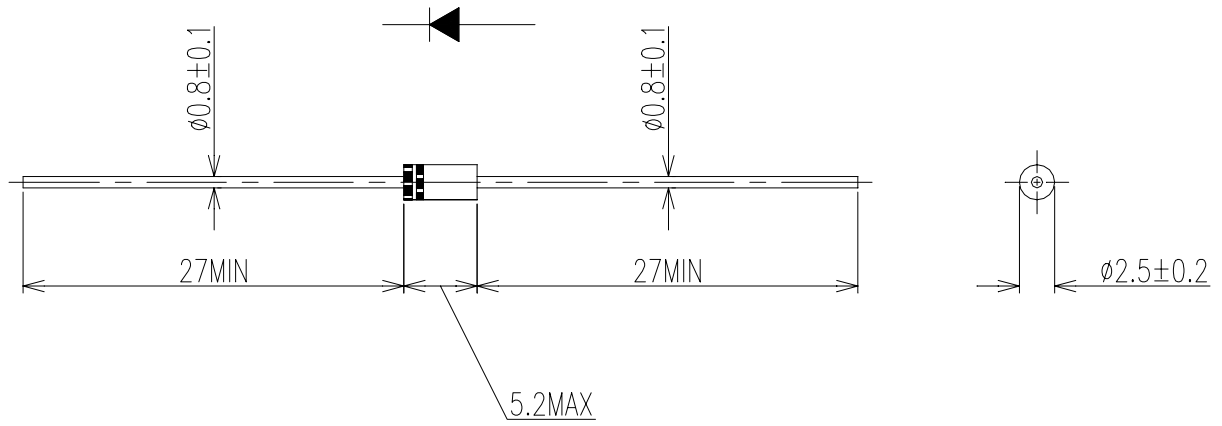
Electrical • Thermal Characteristics

Characteristics	Symbol	Conditions	Min.	Typ.	Max.	Unit
Peak Reverse Current	I_{RM}	$T_j = 25^\circ\text{C}$, $V_{RM} = V_{RRM}$	-	-	20	μA
Peak Forward Voltage	V_{FM}	$T_j = 25^\circ\text{C}$, $I_{FM} = 1.0\text{A}$	-	-	1.25	V
Reverse Recovery Time	t_{rr}	$-di/dt = 50\text{A}/\mu\text{s}$, $I_{FM} = 1\text{A}$, $T_a = 25$	-	-	30	ns
Thermal Resistance	$R_{th(j-a)}$	Junction to Ambient	-	-	115	°C/W
					81	

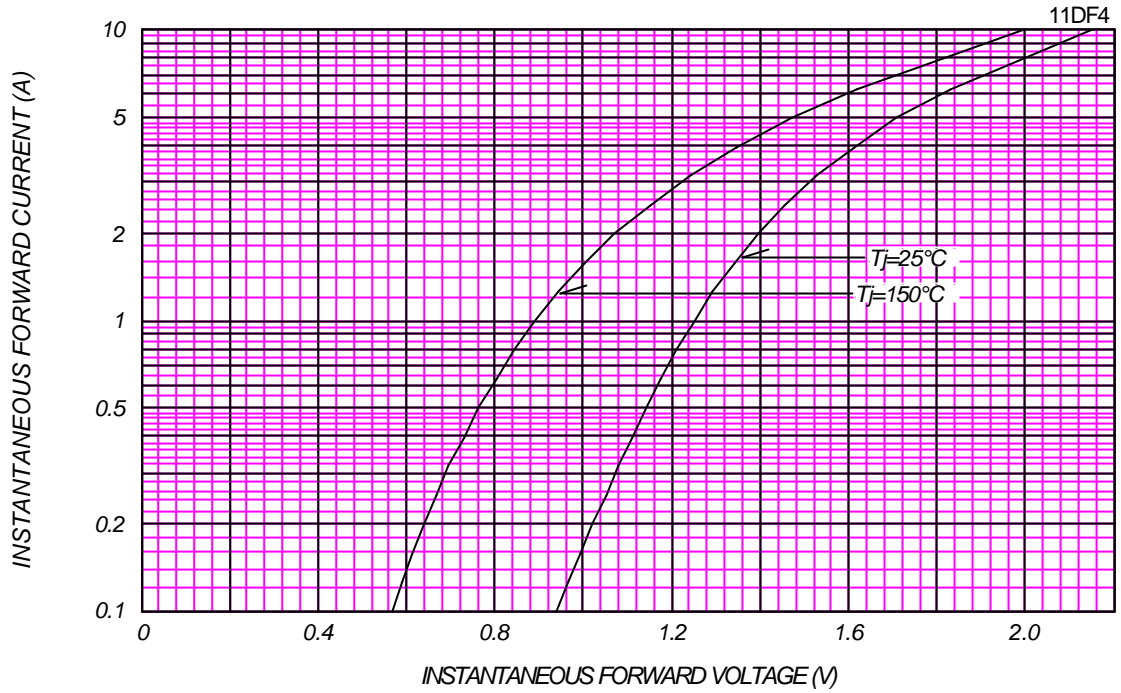
*1 : Without Fin or P.C. Board

*2 : P.C. Board mounted(L=8mm,Print Lands =10x10mm,Both Sides)

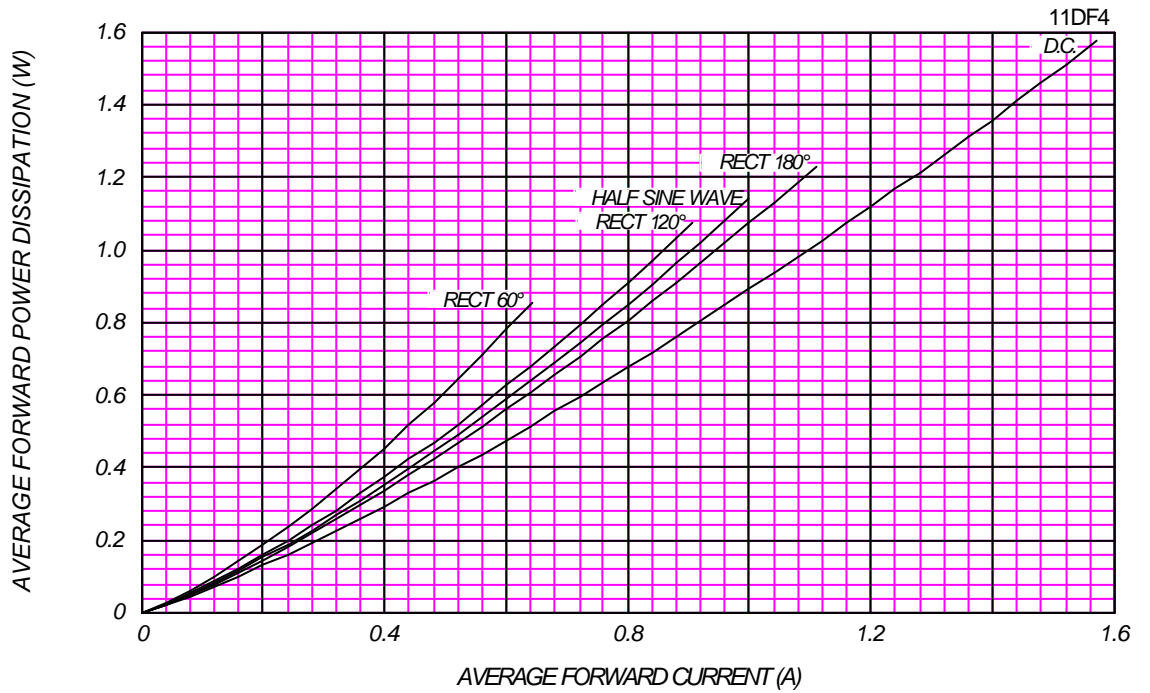
11DF_ OUTLINE DRAWING (Dimensions in mm)



FORWARD CURRENT VS. VOLTAGE



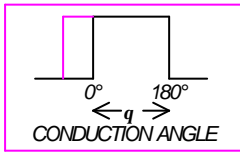
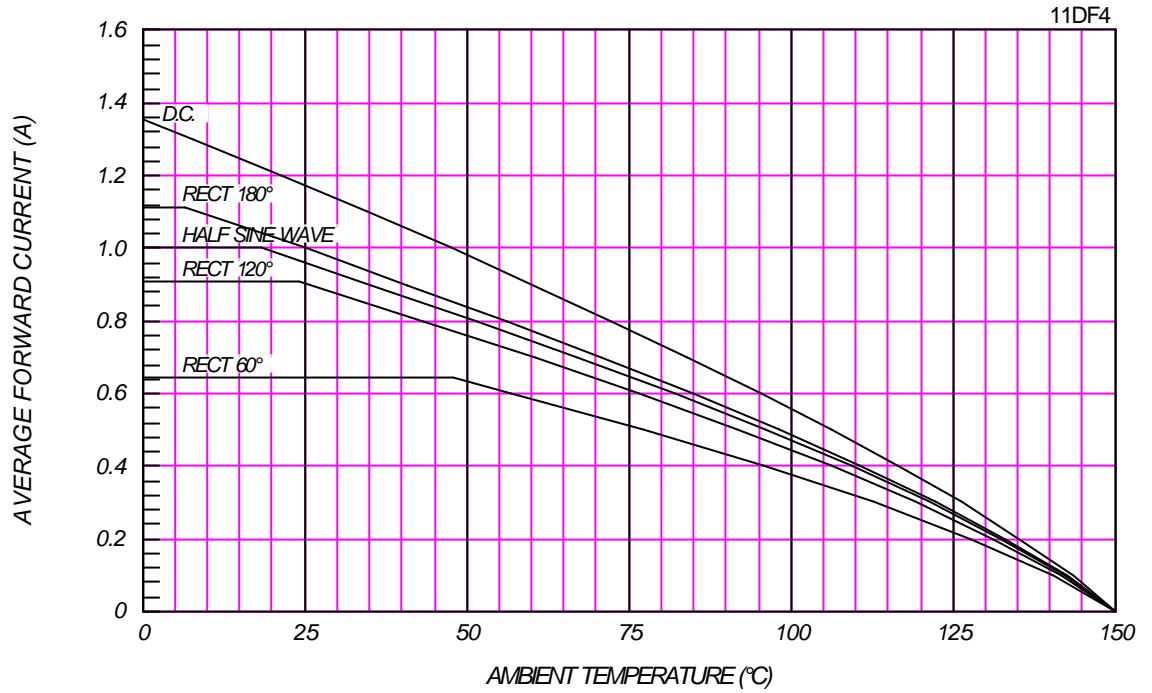
AVERAGE FORWARD POWER DISSIPATION





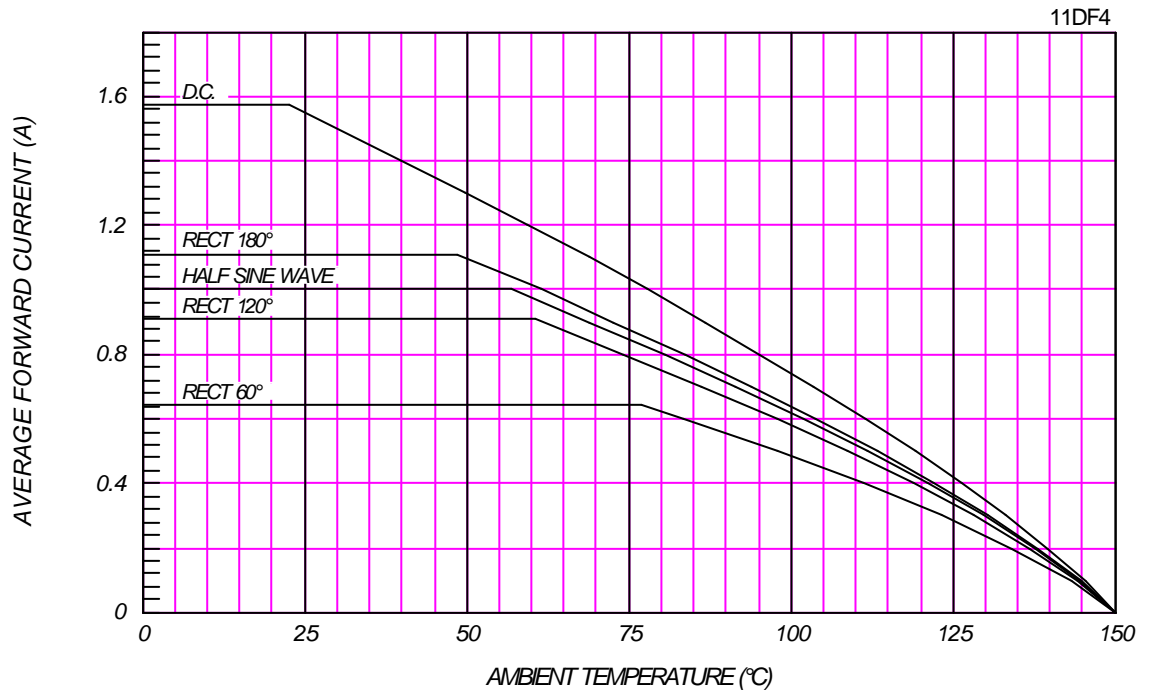
AVERAGE FORWARD CURRENT VS. AMBIENT TEMPERATURE

Without Fin or P.C. Board



AVERAGE FORWARD CURRENT VS. AMBIENT TEMPERATURE

P.C. Board mounted (L=8mm, Print Land=10x10mm, Both Sides)



SURGE CURRENT RATINGS

f=50Hz, Half Sine Wave, Non-Repetitive, No Load

11DF4

