


Pulse Transformers

- Encapsulated Isolation Transformer
- Suitable for Data Interface
- Operating Temp 0°C to 70°C

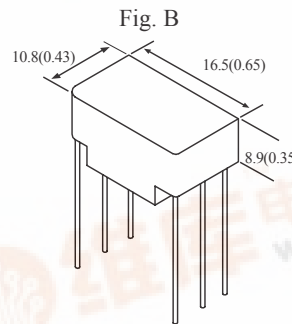
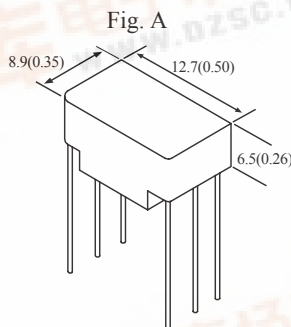


Electrical Specification @ Ta=25°C

Part No.	Primary OCL mH	Turns Ratio	Interwinding Capacitance pF	Leakage Inductance μH	DCR (Ω)	FIG	SCH
G516	0.50	1:1.3	32	0.7	1.35:1.35	A	1
G510	0.05	1CT:1CT	18	0.5	1.3:1.3	A	2
G509	0.50	1CT:1CT	32	0.4	1.3:1.3	A	2
G508	2.00	1CT:1CT	37	0.8	2.5:2.5	A	2
G517	1.00	1CT:1.41CT	32	1.5	1.5:1.5	A	2
G515	0.20	2CT:1CT	8	0.8	0.9:0.5	A	2
G512	2.00	2CT:1CT	19	1.8	2.5:1.4	A	2
G503	0.20	1:1:1	18	0.3	0.9:0.9:0.9	A	3
G502	0.50	1:1:1	32	0.4	1.3:1.3:1.3	A	3
G513	1.20	1:1:1	25	0.5	0.7:0.7:0.7	A	3
G514	1.20	1:1:1	30	0.7	0.7:0.7:0.7	A	3
G500	4.50	1:1:1	60	1.3	3.9:3.9:3.9	A	3
G701	10.00	1:1:1	127	3.0	8.9:8.9:8.9	B	3
G557	0.20	2:1:1	10	2.5	1.0:0.7:0.7	A	3
G507	0.40	2:1:1	11	1.1	1.3:0.7:0.7	A	3
G506	1.60	2:1:1	19	1.8	2.5:1.4:1.4	A	3
G505	5.0	2:1:1	33	3.6	3.9:2.0:2.0	A	3

Mechanical Dimensions Inches (mm)

All dimensions are typical, please contact Tamura for tolerances and suggested layout information.



Schematics

