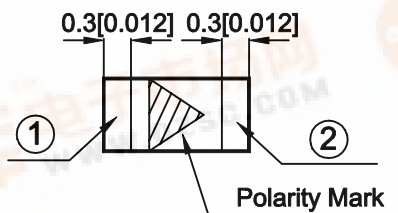
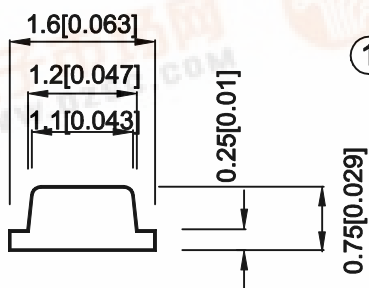
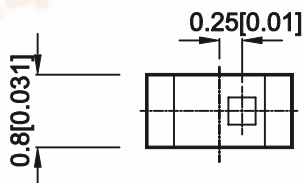


Kingbright®

Part No. : APT1608xxx

SUPER THIN SMD CHIP LED 1608(0603)



UNIT : MM(INCH)

TOLERANCE :  $\pm 0.1$  [ $\pm 0.004$ ] UNLESS OTHERWISE NOTED

## Selection Guide

Part No.	Dice	Lens Type	Iv (mcd) @20mA		Viewing Angle 2θ 1/2
			Min.	Typ.	
APT1608NW	PURE ORANGE (GaAsP/GaP)	WHITE DIFFUSED	5	12	120°
APT1608QYW	SUPER BRIGHT GREEN (GaP)	WHITE DIFFUSED	3	12	120°
APT1608QGW	SUPER BRIGHT GREEN (GaP)	WHITE DIFFUSED	3	12	120°
APT1608PGW	PURE GREEN (GaP)	WHITE DIFFUSED	2	5	120°
APT1608PYW	PURE YELLOW (GaAsP/GaP)	WHITE DIFFUSED	3	8	120°
APT1608SRWPRV	SUPER BRIGHT RED (GaAlAs)	WHITE DIFFUSED	40	70	120°
APT1608SEW/E	HYPER ORANGE (InGaAlP)	WHITE DIFFUSED	60	200	120°
APT1608SEW	HYPER ORANGE (InGaAlP)	WHITE DIFFUSED	80	200	120°
APT1608SYW	SUPER BRIGHT YELLOW (InGaAlP)	WHITE DIFFUSED	40	60	120°
APT1608MBW	BLUE (GaN)	WHITE DIFFUSED	2	8	120°