查询DF100AA120供应商 捷多邦，专业PCB打样工厂，24小时加急出货

DIODE(THREE PHASES BRIDGE TYPE)

DF100AA120/160

UL;E76102 (M)

Power Diode Module **DF100AA** is designed for three phase full wave rectification, which has six diodes connected in a three phase bridge configuration. The mounting base of the module is electrically isolated from semiconductor elements for simple heatsink construction. Output DC current is 100Amp (Tc＝102℃) Repetitive peak reverse voltage is up to 1,600V.

- TjMax＝150℃
- Isolated mounting base
- High reliability by unique glass passivation

(Applications)
AC, DC Motor Drive/AVR/Switching
-for three phase rectification

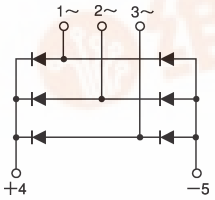

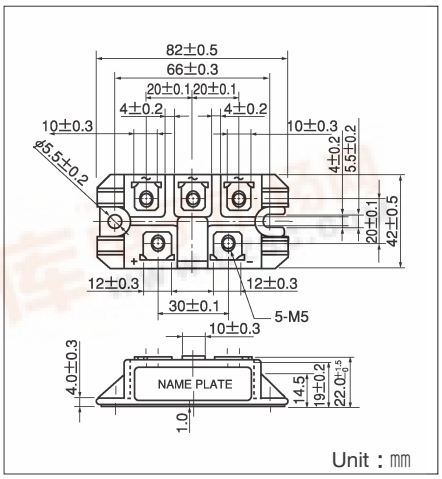

■Maximum Ratings

(Tj＝25℃)

Symbol	Item	Ratings		Unit
		DF100AA120	DF100AA160	
VRRM	Repetitive Peak Reverse Voltage	1200	1600	V
VRSM	Non-Repetitive Peak Reverse Voltage	1300	1700	V

Symbol	Item		Conditions	Ratings	Unit
ID	Output Current (D.C.)		Three phase full wave. Tc：102℃	100	A
IFSM	Surge Forward Current		1cycle, 50/60Hz, peak value, non-repetitive	910/1000	A
I²t	I²t		Value for one cycle of surge current	4100	A²S
Tj	Operating Junction Temperature			−40～+150	℃
Tstg	Storage Temperature			−40～+125	℃
VISO	Isolation Breakdown Voltage (R.M.S.)		A.C. 1 minute	2500	V
	Mounting Torque	Mounting (M5)	Recommended Value 1.5～2.5 (15～25)	2.7 (28)	N·m (kgf·cm)
		Terminal (M5)	Recommended Value 1.5～2.5 (15～25)	2.7 (28)	
	Mass		Typical Value	160	g

■Electrical Characteristics

Symbol	Item	Conditions	Ratings			Unit
			Min.	Typ.	Max.	
IRRM	Repetitive Peak Reverse Current	Tj＝150℃ at VRRM			15	mA
VFM	Forward Voltage Drop	Tj＝25℃, IFM＝100A, Inst. measurement			1.2	V
Rth (j-c)	Thermal Impedance	Junction to case			0.2	℃/W

找PDF 维库一下 pdf.dzsc.com

Maximum Forward Characteristics

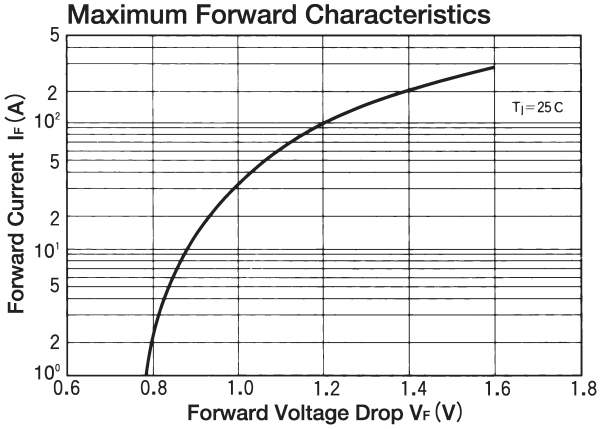

Output Current vs. Power Dissipation

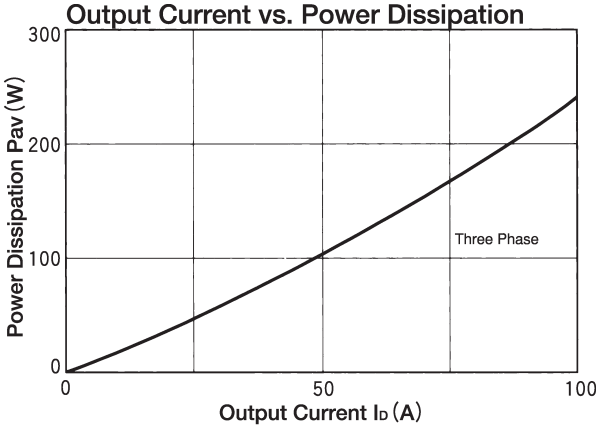

Output Current vs. Allowable case Temperature

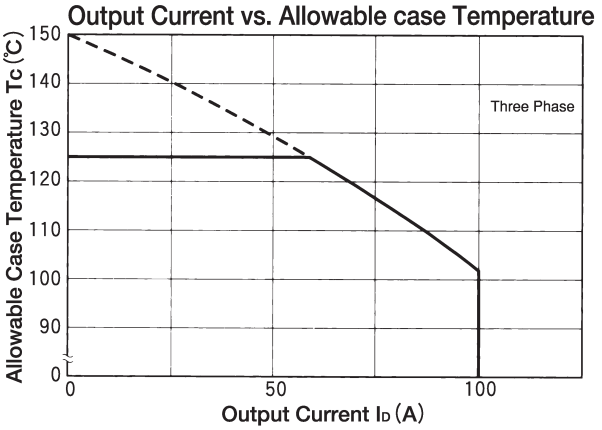

Cycle Surge Forward Current Rating (Non-Repetitive)

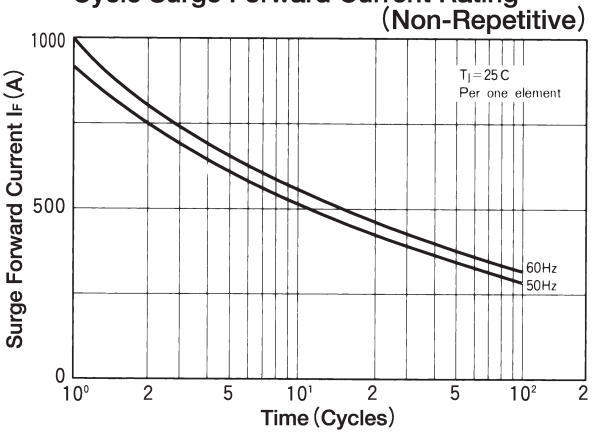
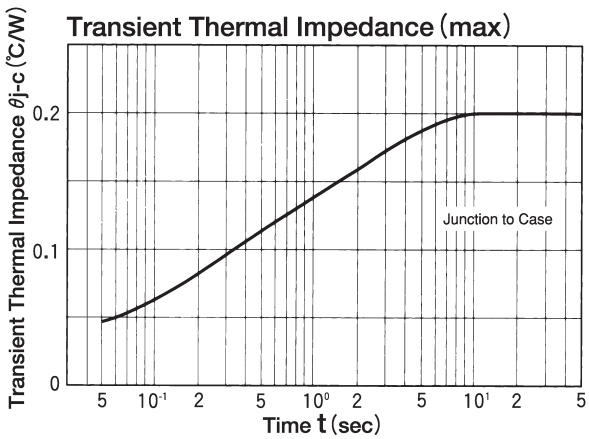
Transient Thermal Impedance (max)