

TOSHIBA RECTIFIER SILICON DIFFUSED TYPE

5TUZ47

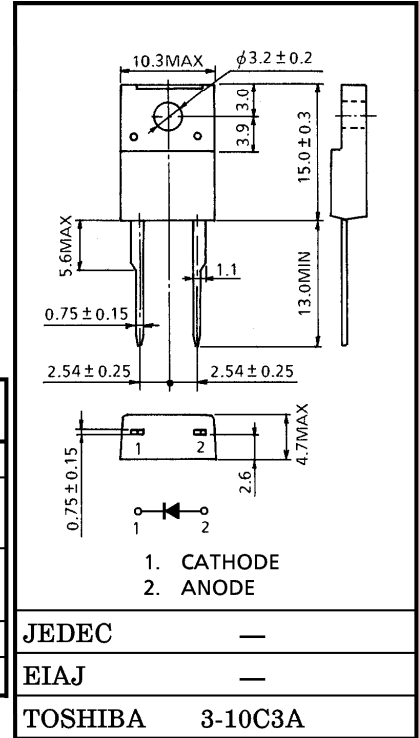
HORIZONTAL DEFLECTION OUTPUT FOR HIGH RESOLUTION DISPLAY,
COLOR TV (DAMPER-diode)

Unit in mm

- Repetitive Peak Reverse Voltage : $V_{RRM} = 1500\text{ V}$
- Average Forward Current : $I_F (AV) = 5\text{ A}$
- Reverse-Recovery Time : $t_{rr} = 0.6\ \mu\text{s}$
- High Reliability

MAXIMUM RATINGS ($T_a = 25^\circ\text{C}$)

CHARACTERISTIC	SYMBOL	RATING	UNIT
Repetitive Peak Reverse Voltage	V_{RRM}	1500	V
Average Forward Current ($T_c = 95^\circ\text{C}$)	$I_F (AV)$	5	A
Peak One Cycle Surge Forward Current (Non-Repetitive)	I_{FSM}	50 (50 Hz) 60 (60 Hz)	A
Junction Temperature	T_j	-40~150	$^\circ\text{C}$
Storage Temperature Range	T_{stg}	-40~150	$^\circ\text{C}$

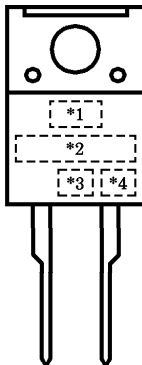


ELECTRICAL CHARACTERISTICS ($T_a = 25^\circ\text{C}$)

Weight : 2.0 g (Typ.)

CHARACTERISTIC	SYMBOL	TEST CONDITION	MIN.	TYP.	MAX.	UNIT
Peak Forward Voltage	V_{FM}	$I_{FM} = 5\text{ A}$	—	—	1.8	V
Repetitive Peak Reverse Current	I_{RRM}	$V_{RRM} = 1500\text{ V}$	—	—	50	μA
Reverse Recovery Time	t_{rr}	$I_F = 0.1\text{ A}, I_R = 0.1\text{ A}$	—	—	0.6	μs
Thermal Resistance	$R_{th(j-c)}$	DC	—	—	4.0	$^\circ\text{C/W}$

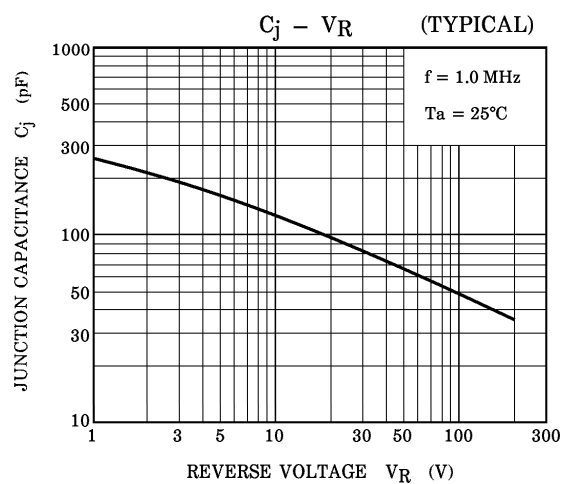
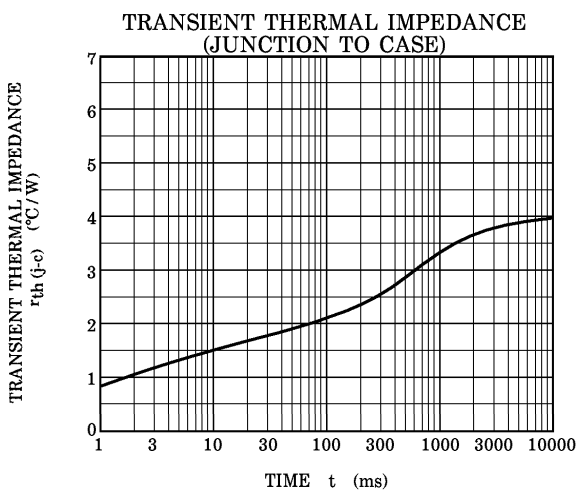
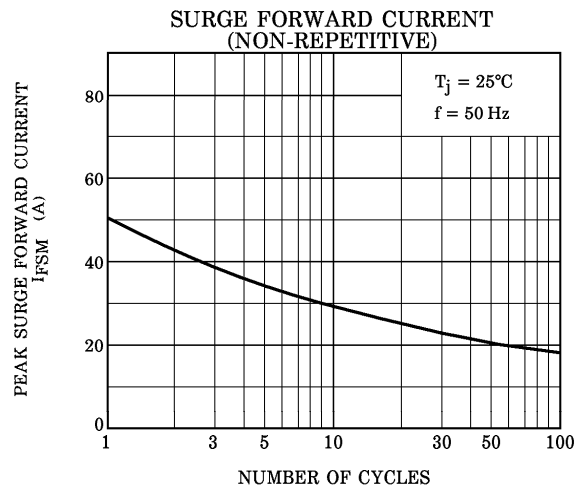
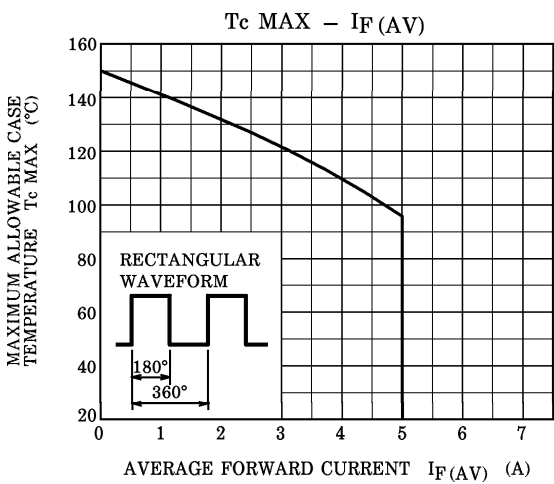
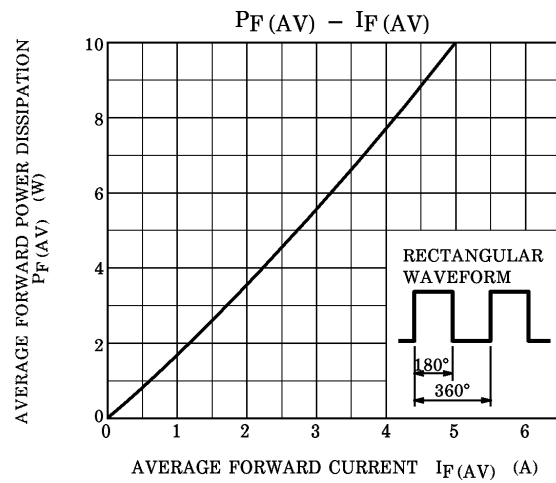
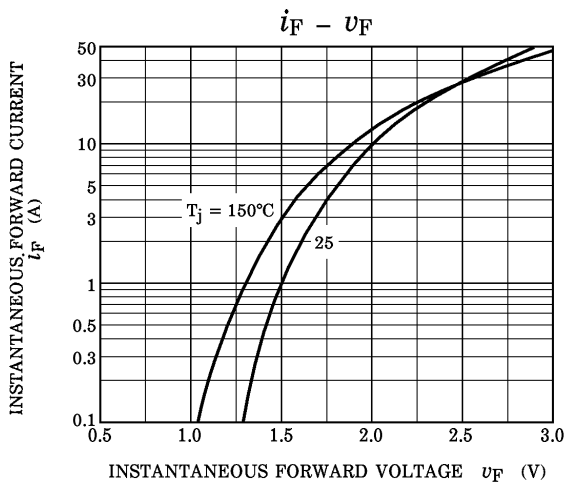
MARKING



*NUMBER	SYMBOL	MARK
*1	Toshiba Product Mark	
*2	TYPE	5TUZ47
*3	Polarity Mark	
*4	Lot Number Month (Starting from Alphabet A) Year (Last Number of the Christian Era)	Example 6A : January 1996 6B : February 1996 6L : December 1996

961001EAA2

- TOSHIBA is continually working to improve the quality and the reliability of its products. Nevertheless, semiconductor devices in general can malfunction or fail due to their inherent electrical sensitivity and vulnerability to physical stress. It is the responsibility of the buyer, when utilizing TOSHIBA products, to observe standards of safety, and to avoid situations in which a malfunction or failure of a TOSHIBA product could cause loss of human life, bodily injury or damage to property. In developing your designs, please ensure that TOSHIBA products are used within specified operating ranges as set forth in the most recent products specifications. Also, please keep in mind the precautions and conditions set forth in the TOSHIBA Semiconductor Reliability Handbook.
- The information contained herein is presented only as a guide for the applications of our products. No responsibility is assumed by TOSHIBA CORPORATION for any infringements of intellectual property or other rights of the third parties which may result from its use. No license is granted by implication or otherwise under any intellectual property or other rights of TOSHIBA CORPORATION or others.
- The information contained herein is subject to change without notice.



Copyright Each Manufacturing Company.

All Datasheets cannot be modified without permission.

This datasheet has been download from :

www.AllDataSheet.com

100% Free DataSheet Search Site.

Free Download.

No Register.

Fast Search System.

www.AllDataSheet.com