

MODEL 45

4mm Square

High Resolution - 15 Turn

Surface Mount

Cermet Trimming

Potentiometer

NEW PRODUCT

1



FEATURES AND BENEFITS

- High resolution
- Space saving SMD design for the most compact board designs
- Sealed to withstand aggressive water wash
- Long life - set and forget construction
- BI quality and reliability
- Available in top and side adjustment versions, J-Hook or gull wing termination

ELECTRICAL

Standard Resistance Range, Ohms	10 to 2Meg
Standard Resistance Tolerance	±10% (<100 Ohms = ±20%)
Input Voltage, Maximum	300 Vdc or rms not to exceed power rating
Slider Current, Maximum	100mA or within rated power, whichever is less
Power Rating, Watts	0.25 at 85°C derating to 0 at 150°C
End Resistance, Maximum	1% or 2 Ohms, whichever is greater
Actual Electrical Travel, Turns, Nominal	15
Dielectric Strength	600Vrms
Insulation Resistance, Minimum	1,000 Megohms
Resolution	Essentially infinite
Contact Resistance Variation, Maximum	1% or 3 Ohms, whichever is greater

Fluorinert® is a registered trademark of 3M Company.
Specifications subject to change without notice.
Last update: 07/25/02.

ENVIRONMENTAL

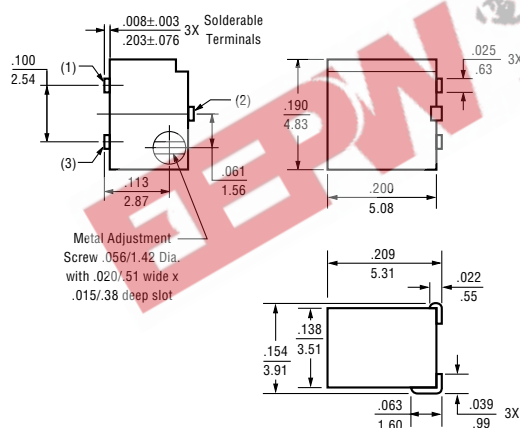
Seal	85°C Fluorinert® (No Leaks)
Temperature Coefficient, Maximum	±100ppm/°C (<100 Ohms = ±250ppm/°C)
Operating Temperature Range	-65°C to +150°C
Thermal Shock	5 cycles, -65°C to +150°C (2% ΔRT, 1% ΔVR)
Moisture Resistance	Ten 24 hour cycles (2% ΔRT, IR 10 Megohms Min.)
Shock, 6ms Sawtooth	100G's (1% ΔRT, 1% ΔVR)
Vibration	20G's, 10 to 2,000 Hz (1% ΔRT, 1% ΔVR)
Rotational Life	200 cycles (3% ΔRT, 1% CRV)
Load Life at 0.25 Watts	1,000 hours at 85°C (2% ΔRT, 1% CRV)
Resistance to Solder Heat	260°C for 10 sec. (1% ΔRT)
Temperature Exposure, Maximum	215°C for 3 min. (1% ΔRT)
Solderability	Per MIL-STD-202, Method 208

MECHANICAL

Mechanical Stops	Clutch action, both ends
Torque, Starting Maximum	3 oz.-in. (0.021 N-m)
Weight, Nominal	.01 oz. (0.3 grams)

TOP ADJUSTMENT (Inch/mm)

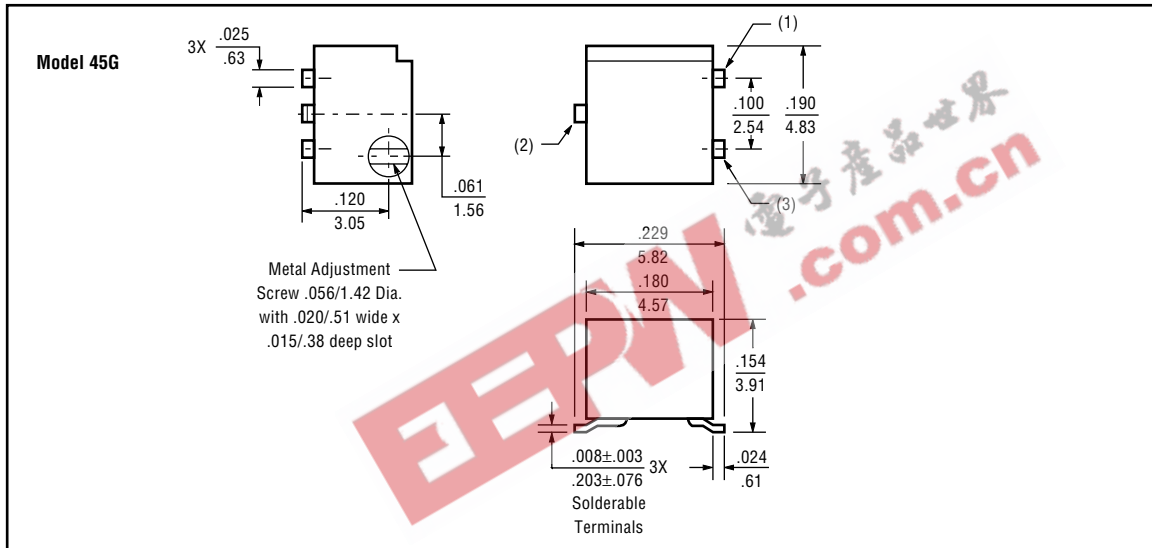
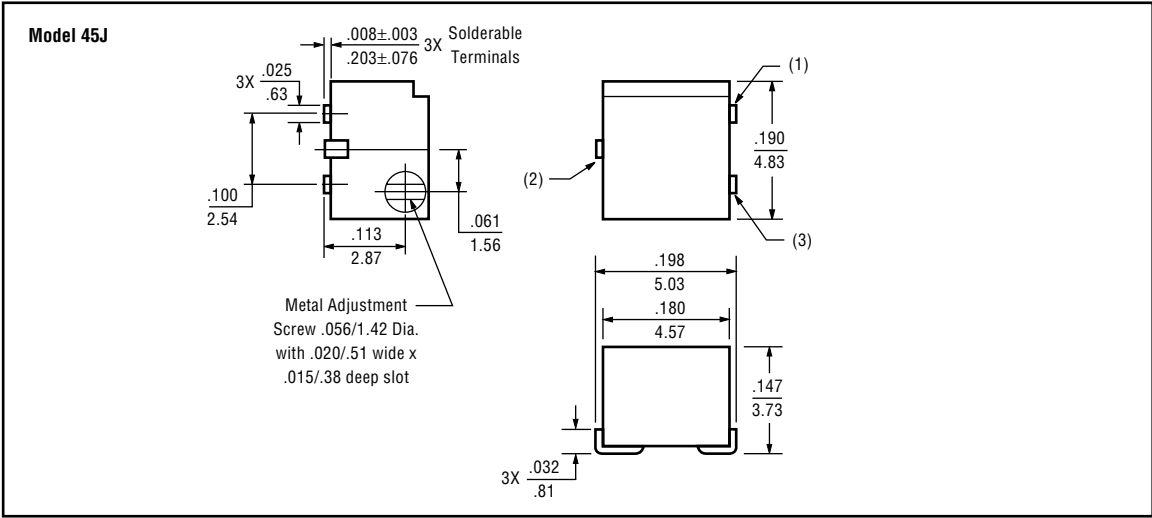
Model 45W



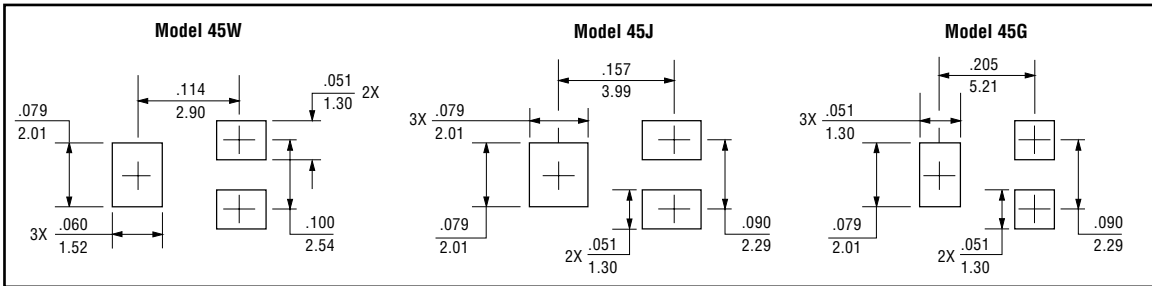
STANDARD RESISTANCE VALUES, OHMS

10	100	1K	10K	50K	250K	2Meg
20	200	2K	20K	100K	500K	
50	500	5K	25K	200K	1Meg	

SIDE ADJUSTMENT (Inch/mm)

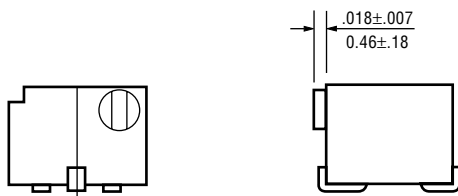


SOLDER PAD LAYOUT (Inch/mm)



EXTENDED SHAFT OPTION (Inch/mm)

Available for all Model 45 pin styles:
45G, 45J, 45W



Style 45JE shown.

PACKAGING

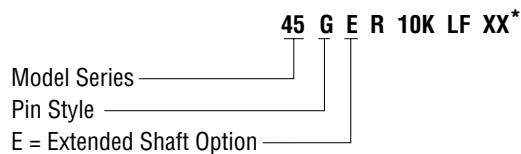
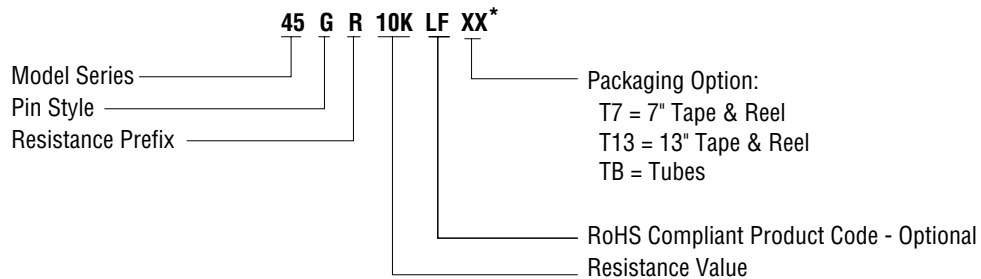
Standard: Embossed Tape & Reel
All units oriented with #1 pin to the right of the direction of feed.

	Pin Style	13" Reel		7" Reel	
		G & J	W	G & J	W
Tape	Width	= 12 mm	16 mm	12 mm	16 mm
	Sprocket	= 4 mm Pitch	4 mm Pitch	4 mm Pitch	4 mm Pitch
	Capacity	= 1,000 Units	1,000 Units	500 Units	250 Units
Reel	Diameter	= 13" (330.2 mm)		7" (178 mm)	

Option: Anti-Static Tubes
All units oriented with #1 pin to same side.

Magazine Capacity = 100 Units

ORDERING INFORMATION



* Packaging option must be specified.

