



BALL KNOBS

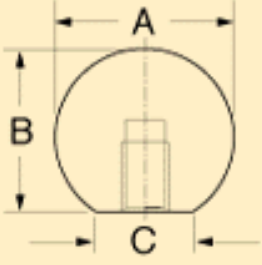
BLACK

proceed to red ball knobs >>

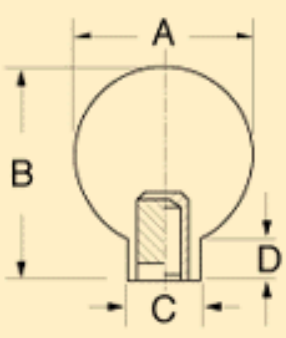
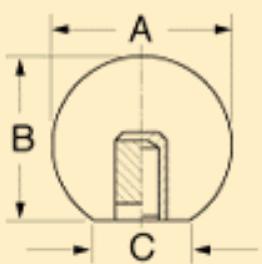
Material- Phenolic
Insert- Brass
† Insert- Steel, zinc plated



Molded Thread



Threaded Insert



Threaded Insert w/Shank

Threaded Insert

Part No.	Insert	
	Thread	Depth
0030-C	10-32	3/8
0030-R	3/8-16	1/2
0030-S	5/16-18	1/2
0030-W	1/4-28	7/16
0030-X	5/16-24	1/2
0030	1/4-20	3/8

*w/shank 4"B"=1-1/2, "D"=5/16
3"B"=27/32, "D"=1/4, 5"B"=1-13/16, "D"=1/2

Metric Ball with Threaded Insert

Part No.	Insert	
	Thread	Depth
0030BE	M6 x 1.0	12
0030BF	M8 x 1.25	12.7
0030BG	M10 x 1.5	15

Threaded Insert w/Shank

*w/shank

1 "B" = 1 1/2, "D" = 5/16

[← back](#)