

FUSEHOLDERS

Panel mount

FEC

for 5 × 20 / 6,3 × 32 mm

Fuseholder Type FEC

front side
fixing nut fastening
shocksafe category PC2



0031.1631

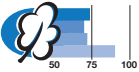


0031.1611/13



0031.1616

Fingergrasp fuse carrier



- bayonet type fuse carrier, slotted or fingergrasp
- quick-connect terminals 6,3 x 0,8 mm ((2,8 x 0,5 mm on request)
- degree of protection IP 40 from front side, according to IEC 60529
- suitable for equipment with protection classes I and II according to IEC 60536

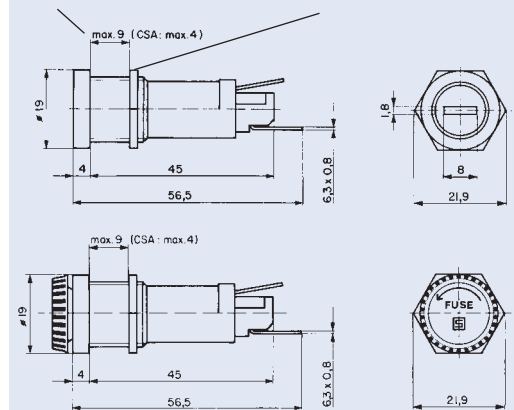
Technical data

- Rated voltage: 500 V*
250 V (FIMKO, CS)
- Rated current: 10 A
- Rated power acceptance at ambient air temperature T_a 23 °C for fuse links
5 x 20: 4 W/6,3 x 32: 4 W
- Power acceptance at higher T_a : see derating curves
Take note of the information on pages 215–219
- Allowable ambient air temperatures T_a for accessible parts:
–40 °C to +85 °C
- Contact resistance: 5 mΩ
- Dielectric strength: > 4 kV, 50 Hz, 1 min. between metal mounting plate and live parts
- Insulation resistance (500 V DC/1 Min): > 10³ MΩ
- Torque/Fixing nut: max. 1,2 Nm
- Materials
socket: thermoset, UL 94 V-0
fuse carrier: thermoset, UL 94 V-0

* Fuse-links according to the standards only for 250 V

Panel thickness

Fixing nut, SW 14

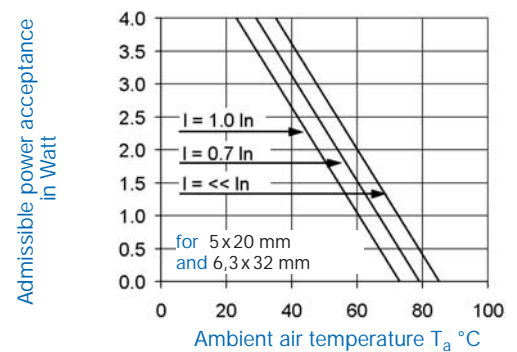


quick-connect terminals 6,3 x 0,8 mm



Panel mounting holes

Derating curve



Approvals

SEV (10 A/500 V)
 VDE (10 A/500 V)
 SEMCO (10 A/500 V)

UL (20 A/500 V)
 CSA (12 A/500 V)

Standards

IEC 60127-6
EN 60127-6
UL 512, CSA C22.2-39

Order No.	Socket and fuse carrier must be ordered separately	Fuse carrier	suitable for fuse-links
0031.1631	Socket, black		5 x 20 and 6,3 x 32 mm
0031.1611	Fuse carrier, bayonet, black	slotted	5 x 20 mm
0031.1613	Fuse carrier, bayonet, black	slotted	6,3 x 32 mm
0031.1616	Fuse carrier, bayonet, black	Fingergrasp	6,3 x 32 mm

Accessories see page 183