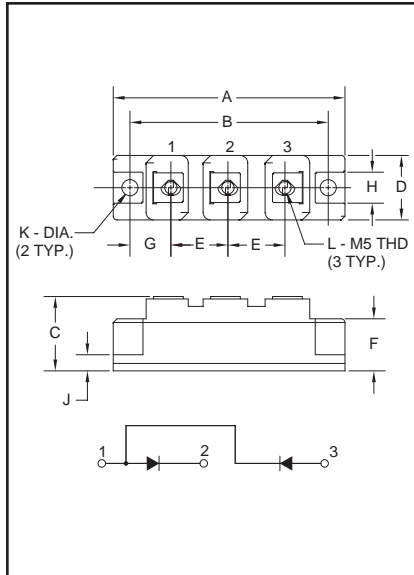


Dual Diode POW-R-BLOK™ Modules 60 Amperes/800 Volts



Outline Drawing

Dimension	Inches	Millimeters
A	3.681 Max.	93.5 Max.
B	3.150	80
C	1.181 Max.	30 Max.
D	1.024 Max.	26 Max.
E	0.787	20
F	0.827	21
G	0.689	17.5
H	0.492	12.5
J	0.256	6.5
K	0.256 Dia.	Dia. 6.5
L	M5 Metric	M5




CD410860
Dual Diode
POW-R-BLOK™ Modules
60 Amperes/800 Volts

Description:

Powerex Dual Diode POW-R-BLOK™ Modules are designed for use in applications requiring AC to DC rectification in isolated packaging. The modules are isolated for easy mounting with other components on common heatsinks. POW-R-BLOK™ has been tested and recognized by Underwriters Laboratories (QXX2 Power Switching Semiconductors).

Features:

- Isolated Mounting
- Glass Passivated Chips
- Metal Baseplate
- Low Thermal Impedance
- UL Recognized 

Applications:

- Battery Supplies
- AC and DC Motor Power Supplies

Ordering Information:

Select the complete eight digit module part number you desire from the table below.
Example: CD410860 is an 800 Volt, 60 Ampere Dual Diode POW-R-BLOK™ Module.

Type	Voltage Volts (x100)	Current Rating Amperes (60)
CD41	08	60



Powerex, Inc., 200 Hillis Street, Youngwood, Pennsylvania 15697-1800 (724) 925-7272

CD410860

Dual Diode POW-R-BLOK™ Modules

60 Amperes/800 Volts

Absolute Maximum Ratings

Characteristics	Symbol	CD410860	Units
Peak Reverse Blocking Voltage	V_{RRM}	800	Volts
Transient Peak Reverse Blocking Voltage (Non-Repetitive), $t < 5ms$	V_{RSM}	960	Volts
DC Reverse Blocking Voltage	$V_{R(DC)}$	640	Volts
RMS On-State Current	$I_{F(RMS)}$	95	Amperes
Average On-State Current, $T_C = 90^\circ C$	$I_{F(AV)}$	60	Amperes
Peak One-Cycle Surge (Non-Repetitive) On-State Current (60Hz)	I_{FSM}	1200	Amperes
Peak One-Cycle Surge (Non-Repetitive) On-State Current (50Hz)	I_{FSM}	1095	Amperes
i^2t (for Fusing), 8.3 milliseconds	i^2t	6000	A^2sec
Storage Temperature	T_{STG}	-40 to 125	$^\circ C$
Operating Temperature	T_j	-40 to 125	$^\circ C$
Maximum Mounting Torque M6 Mounting Screw	—	26	in.-lb.
Maximum Mounting Torque M5 Terminal Screw	—	17	in.-lb.
Module Weight (Typical)	—	160	Grams
V Isolation	V_{RMS}	2000	Volts



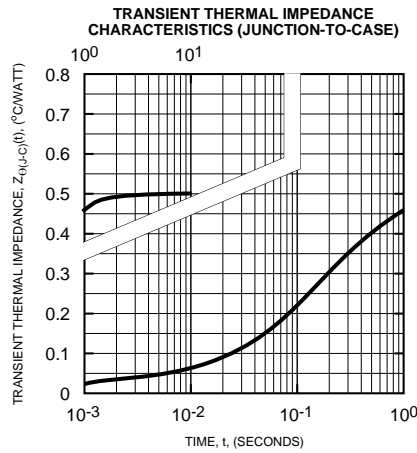
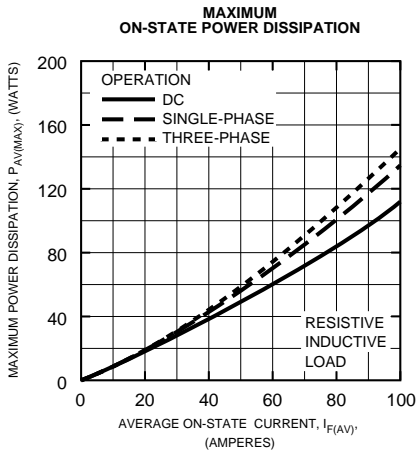
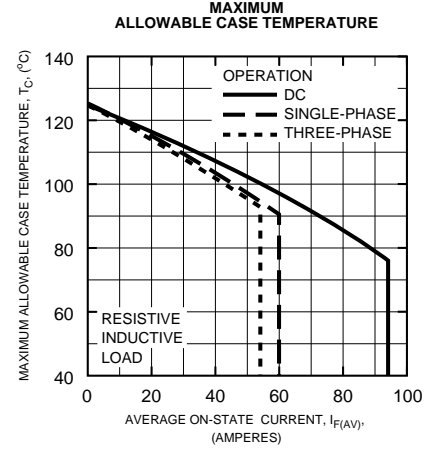
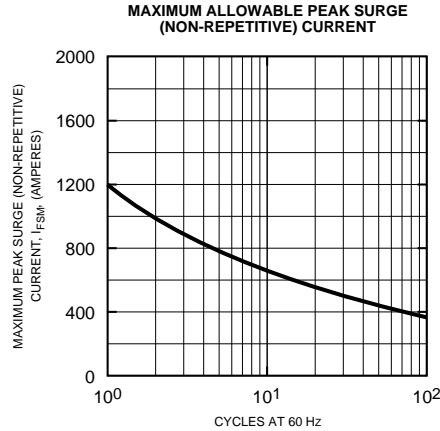
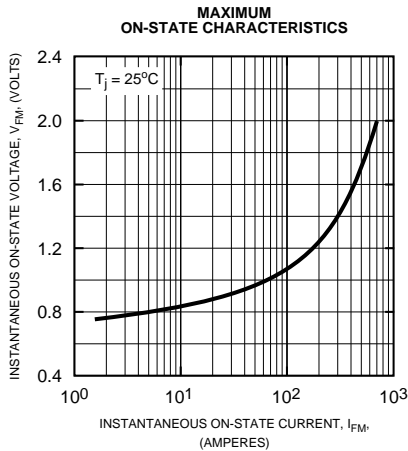
Powerex, Inc., 200 Hillis Street, Youngwood, Pennsylvania 15697-1800 (724) 925-7272

CD410860
Dual Diode POW-R-BLOK™ Modules
60 Amperes/800 Volts

Electrical and Thermal Characteristics, $T_j = 25^\circ\text{C}$ unless otherwise specified

Characteristics	Symbol	Test Conditions	CD410860	Units
Blocking State Maximums				
Reverse Leakage Current, Peak	I_{RRM}	$T_j = 125^\circ\text{C}$, $V_{RRM} = \text{Rated}$	10	mA
Conducting State Maximums				
Peak On-State Voltage	V_{FM}	$I_{FM} = 180\text{A}$	1.25	Volts
Thermal Maximums				
Thermal Resistance, Junction-to-Case	$R_{\theta(J-C)}$	Per Module	0.5	$^\circ\text{C}/\text{Watt}$
Thermal Resistance, Case-to-Sink (Lubricated)	$R_{\theta(C-S)}$	Per Module	0.2	$^\circ\text{C}/\text{Watt}$

CD410860
Dual Diode POW-R-BLOK™ Modules
 60 Amperes/800 Volts



Copyright © Each Manufacturing Company.

All Datasheets cannot be modified without permission.

This datasheet has been download from :

www.AllDataSheet.com

100% Free DataSheet Search Site.

Free Download.

No Register.

Fast Search System.

www.AllDataSheet.com