

TOSHIBA HIGH EFFICIENCY DIODE STACK (HED) SILICON EPITAXIAL TYPE

10JL2CZ47

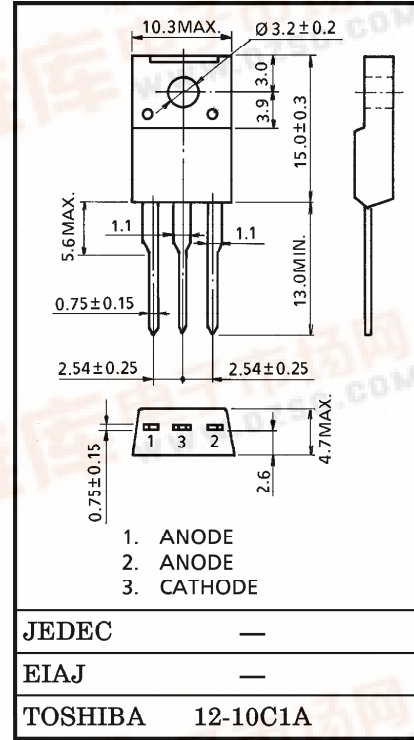
SWITCHING TYPE POWER SUPPLY APPLICATION
CONVERTER & CHOPPER APPLICATION

Unit in mm

- Repetitive Peak Reverse Voltage : $V_{RRM}=600V$
- Average Output Rectified Current : $I_O=10A$
- Ultra Fast Reverse-Recovery Time : $t_{rr}=50ns$ (Max.)
- Low Switching Losses and Output Noise.

MAXIMUM RATINGS

CHARACTERISTIC	SYMBOL	RATING	UNIT
Repetitive Peak Reverse Voltage	V_{RRM}	600	V
Average Output Rectified Current	I_O	10	A
Peak One Cycle Surge Forward Current (Sine Wave)	I_{FSM}	50 (50Hz) 55 (60Hz)	A
Junction Temperature	T_j	-40~150	°C
Storage Temperature Range	T_{stg}	-40~150	°C
Screw Torque	—	0.6	N·m



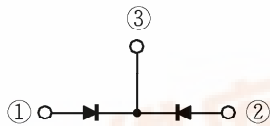
Weight : 2.0g

ELECTRICAL CHARACTERISTICS ($T_a = 25^\circ C$)

CHARACTERISTIC	SYMBOL	TEST CONDITION	MIN.	TYP.	MAX.	UNIT
Peak Forward Voltage (Note 1)	V_{FM}	$I_{FM}=5A$	—	—	2.0	V
Repetitive Peak Reverse Current (Note 1)	I_{RRM}	$V_{RRM}=600V$	—	—	50	μA
Reverse Recovery Time (Note 1)	t_{rr}	$I_F=2A, di/dt=-20A/\mu s$	—	—	50	ns
Forward Recovery Time (Note 1)	t_{fr}	$I_F=1A$	—	—	150	ns
Thermal Resistance	$R_{th(j-c)}$	DC Total, Junction to Case	—	—	3.6	°C/W

(Note 1) A value of one cell.

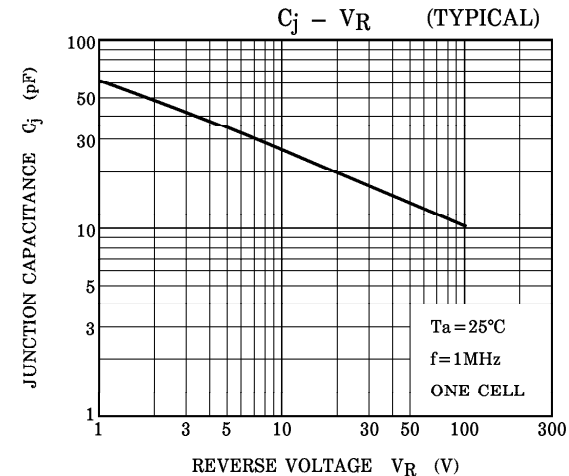
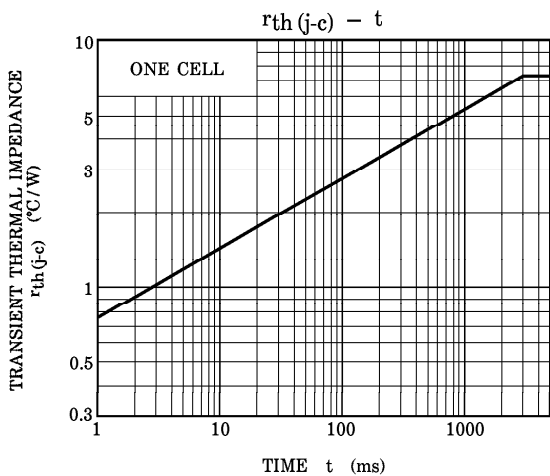
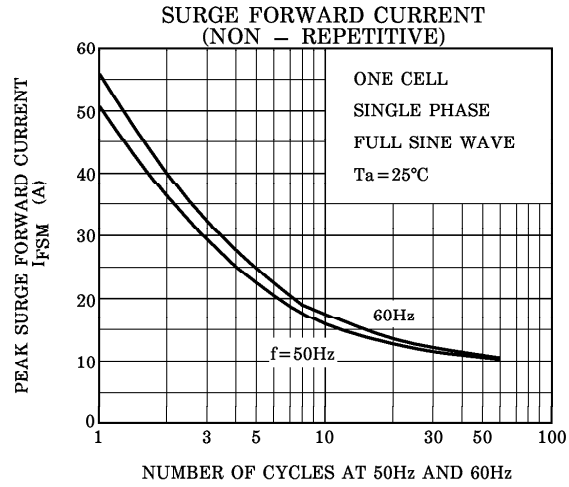
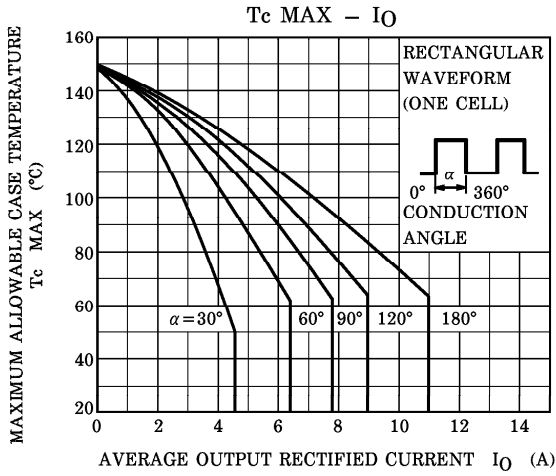
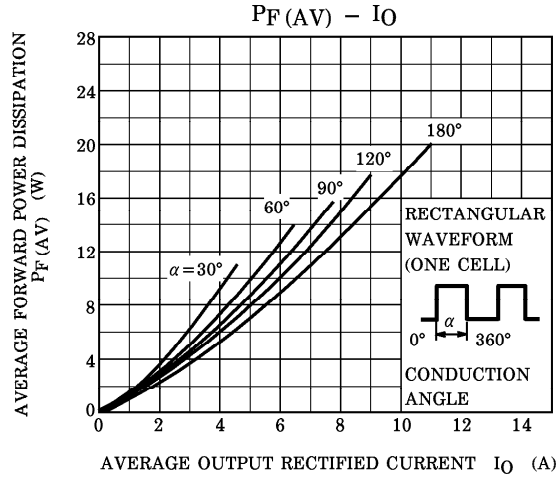
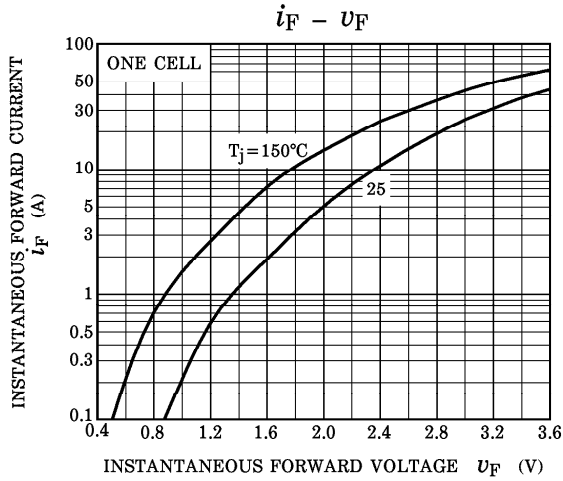
POLARITY



MARKING



*1	MARK	10JL2CZ
*2	Lot Number	□ □ -Month (Starting from Alphabet A)
		□ □ -Year (Last Number of the Christian Era)



● The information contained herein is presented only as a guide for the applications of our products. No responsibility is assumed by TOSHIBA CORPORATION for any infringements of intellectual property or other rights of the third parties which may result from its use. No license is granted by implication or otherwise under any intellectual property or other rights of TOSHIBA CORPORATION or others.

● The information contained herein is subject to change without notice.