

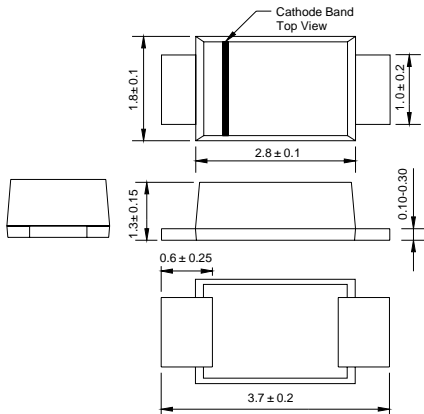


# DSK22 THRU DSK210

## SURFACE MOUNT SCHOTTKY BARRIER RECTIFIER

Reverse Voltage - 20 to 100 Volts Forward Current - 2.0 Ampere

### SOD-123FL



### FEATURES

- ◆ The plastic package carries Underwriters Laboratory Flammability Classification 94V-0
- ◆ Metal silicon junction, majority carrier conduction
- ◆ Low power loss, high efficiency
- ◆ High forward surge current capability
- ◆ High temperature soldering guaranteed:  
250°C/10 seconds, 0.375" (9.5mm) lead length,  
5 lbs. (2.3kg) tension

### MECHANICAL DATA

**Case:** JEDEC SOD-123FL molded plastic body  
**Terminals:** Solderable per MIL-STD-750, Method 2026  
**Polarity:** Color band denotes cathode end  
**Mounting Position:** Any  
**Weight:** 0.0007 ounce, 0.02 grams

### MAXIMUM RATINGS AND ELECTRICAL CHARACTERISTICS

Ratings at 25°C ambient temperature unless otherwise specified.  
 Single phase half-wave 60Hz, resistive or inductive load, for capacitive load current derate by 20%.

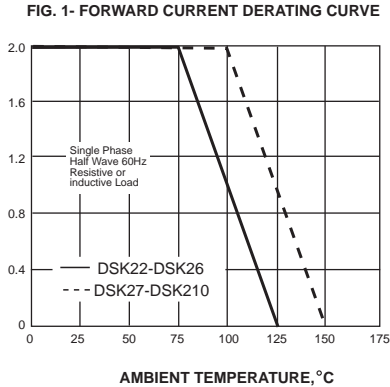
MDD Catalog Number	SYMBOLS	DSK22	DSK23	DSK24	DSK25	DSK26	DSK27	DSK28	DSK29	DSK210	UNITS	
		K22	K23	K24	K25	K26	K27	K28	K29	K210		
Maximum repetitive peak reverse voltage	$V_{RRM}$	20	30	40	50	60	70	80	90	100	VOLTS	
Maximum RMS voltage	$V_{RMS}$	14	21	28	35	42	49	56	63	70	VOLTS	
Maximum DC blocking voltage	$V_{DC}$	20	30	40	50	60	70	80	90	100	VOLTS	
Maximum average forward rectified current	$I_{(AV)}$	2.0									Amp	
Peak forward surge current 8.3ms single half sine-wave superimposed on rated load (JEDEC Method)	$I_{FSM}$	40.0									Amps	
Maximum instantaneous forward voltage at 2.0A	$V_F$	0.55			0.70		0.85				Volts	
Maximum DC reverse current at rated DC blocking voltage $T_A=25^\circ\text{C}$ $T_A=100^\circ\text{C}$	$I_R$	0.5					10.0				mA	
		10.0			5.0							
Typical junction capacitance (NOTE 1)	$C_J$	220				80					pF	
Operating junction temperature range	$T_J$	-50 to +125					-50 to +150					°C
Storage temperature range	$T_{STG}$	-50 to +150										°C

**Note:** 1. Measured at 1MHz and applied reverse voltage of 4.0V D.C.

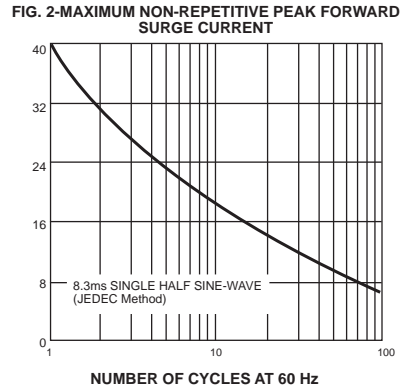
MDD ELECTRONIC

# RATINGS AND CHARACTERISTIC CURVES DSK22 THRU DSK210

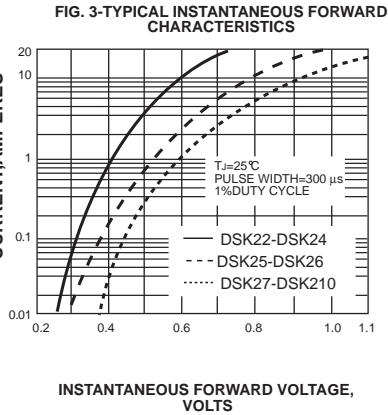
AVERAGE FORWARD RECTIFIED CURRENT, AMPERES



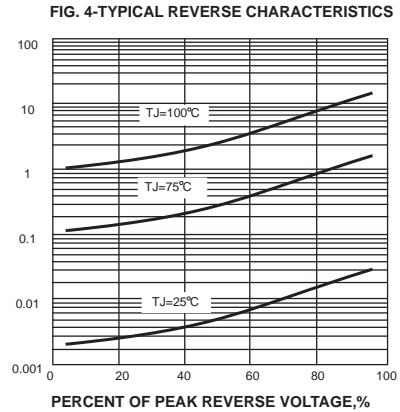
PEAK FORWARD SURGE CURRENT, AMPERES



INSTANTANEOUS FORWARD CURRENT, AMPERES



INSTANTANEOUS REVERSE CURRENT, MILLIAMPERES



JUNCTION CAPACITANCE, pF

