

DM128128A

ORIENT DISPLAY

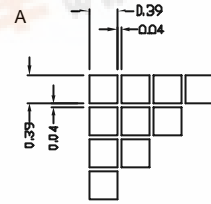
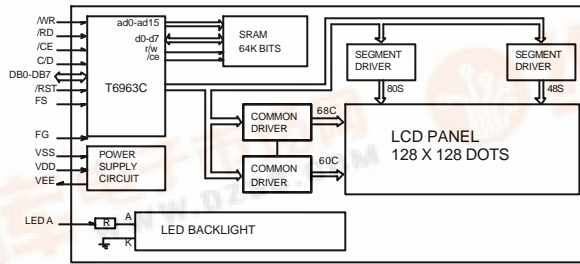

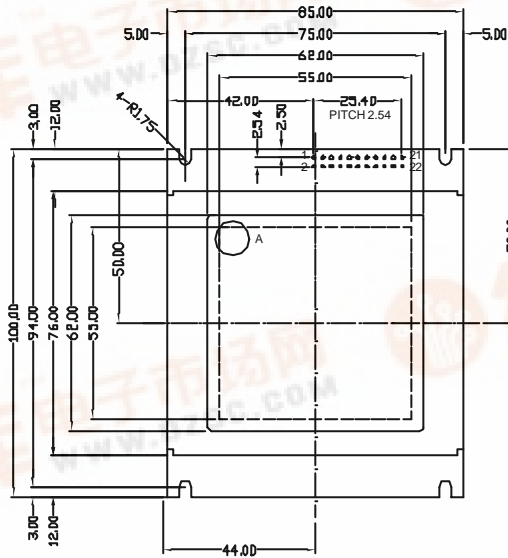


2001

128X128
DOTS

OPTIONS

- * LCD PANEL
Yellow/Green
Gray STN
B/W FSTN
- * CONTROLLER
T6963C



All dimensions in mm. Tolerance +0.3mm unless otherwise specified.

MECHANICAL SPECIFICATIONS		
ITEM	SPECIFICATION	UNIT
Overall Size	85Wx100Hx10.0T(BL14.0T)	mm
Viewing Area	62.0Wx62.0H	mm
Dot Number	128Wx128H	dots
Dot Size	0.39Wx0.39H	mm
Dot Pitch	0.43Wx0.43H	mm

PIN ASSIGNMENT		
PIN	SYMBOL	FUNCTION
1	FG	Frame Ground
2	Vss	Power Supply(GND)
3	Vdd	Power Supply(+5V)
4	Vo	Operating Voltage for LCD
5	WR	Data Write into T6963C
6	RD	Data Read from T6963C
7	CE	Chip Enable
8	C/D	Command/Data Selection
9	NC	No Connect
10	RST	Reset
11-16	DB0-DB7	Data Bus Line

PIN	SYMBOL	FUNCTION
20	VEE	NEGATIVE VOLTAGE OUTPUT(-10V)
21	BLA	Power Supply For Backlight(+)
22	BLK	Power Supply For Backlight(-)

ABSOLUTE MAXIMUM RATINGS				
ITEM	SYMBOL	MIN.	MAX.	UNIT
Power Supply (Logic)	Vdd	-0.3	7.0	v
Power Supply (LCD)	Vo	Vdd-15.0	Vdd+0.3	v
Input Voltage	Vi	-0.3	Vdd	v
Operating Temperature	Topr	0	50	°C
Storage Temperature	Tstg	-20	70	°C

ELECTRICAL CHARACTERISTICS(Ta=25°C, Vdd=5V±0.25V)					
ITEM	SYMBOL	MIN.	MAX.	UNIT	
Power Supply(Logic)	Vdd	4.5	5.0	5.5	v
Supply Current	Idd	2.0	—	—	mA
LCD Driving Voltage	Vdd-Vo	—	14.8	—	v
Input Voltage "H"	Vih	2.2	—	Vdd	v
Input Voltage "L"	Vil	—	—	0.6	v
Output Voltage "H"	Voh	2.4	—	—	v
Output Voltage "L"	Vol	—	—	0.4	v

