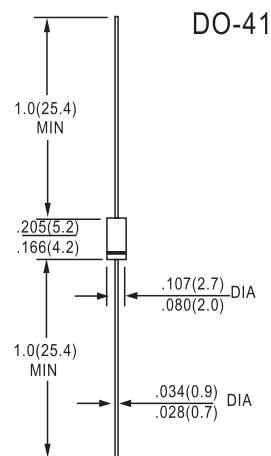


**FEATURES**

- High current capability
- High surge current capability
- High reliability
- High efficiency
- Low power loss
- Low forward voltage drop
- Low cost

MECHANICAL DATA

Case : DO-41 Molded plastic
 Epoxy : UL94V-O rate flame retardant
 Lead : Axial lead solderable per MIL-STD-202,
 Method 208 guaranteed
 Polarity : Color band denotes cathode end
 Mounting position : Any
 Weight : 0.339 gram



Dimensions in inches and (millimeters)

MAXIMUM RATINGS AND ELECTRICAL CHARACTERISTICS

● Absolute maximum ratings

Item	Symbol	Conditions	Rating	Unit
Repetitive peak reverse voltage	V_{RRM}		60	V
Average forward current	$I_{F(AV)}$	Resistive load $T_I=111^{\circ}\text{C}$	1.0	A
Surge current	I_{FSM}	Sine wave 10ms	30	A
Operating junction temperature	T_j		-40 to +150	$^{\circ}\text{C}$
Storage temperature	T_{stg}		-40 to +150	$^{\circ}\text{C}$

● Electrical characteristics ($T_a=25^{\circ}\text{C}$ Unless otherwise specified)

Item	Symbol	Conditions	Max.	Unit
Forward voltage drop	V_{FM}	$I_{FM}=1\text{A}$	0.58	V
Reverse current	I_{RRM}	$V_R=V_{RRM}$	2.0	mA



RATINGS AND CHARACTERISTIC CURVES ERA83-006

FIG.1 - FORWARD CURRENT DERATING CURVE

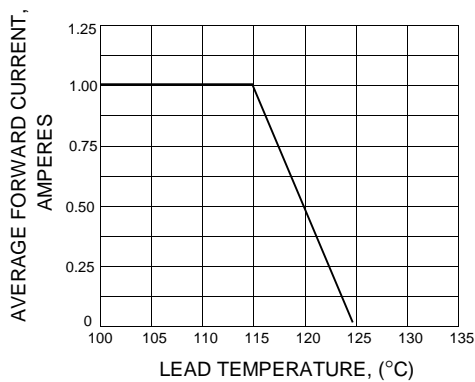


FIG.2 - MAXIMUM NON-REPETITIVE PEAK FORWARD SURGE CURRENT

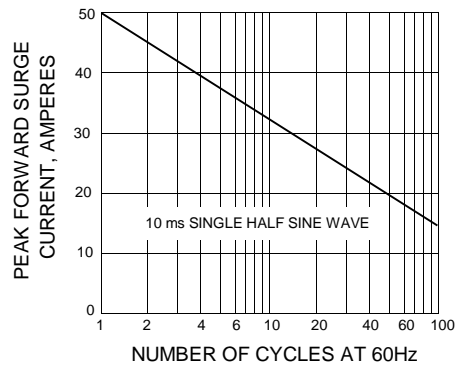


FIG.3 - TYPICAL FORWARD CHARACTERISTICS

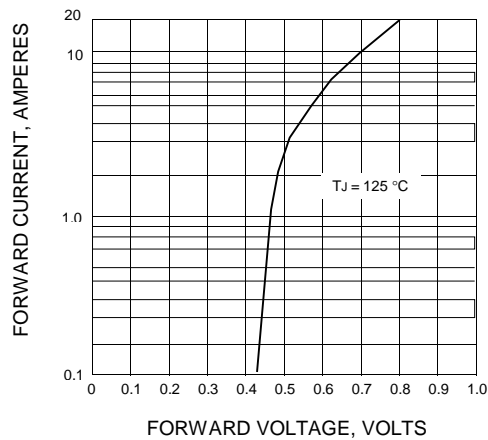


FIG.4 - TYPICAL REVERSE CHARACTERISTICS

