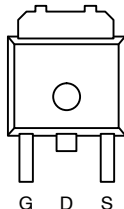


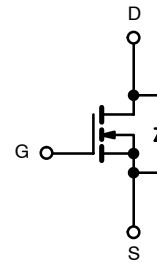
PRODUCT SUMMARY			
V _{DS} (V)	r _{DS(on)} (Ω)	I _D (A)	Q _g (Typ)
100	0.200 @ V _{GS} = 10 V	6.5	2.7
	0.225 @ V _{GS} = 4.5 V	6.0	

TO-252



Top View

Drain Connected to Tab



N-Channel MOSFET

Order Number: SUD06N10-225L
SUD06N10-225L—E3 (Lead (Pb)-Free)

ABSOLUTE MAXIMUM RATINGS (T_A = 25 °C UNLESS OTHERWISE NOTED)

Parameter	Symbol	Limit	Unit	
Drain-Source Voltage	V _{DS}	100	V	
Gate-Source Voltage	V _{GS}	± 20		
Continuous Drain Current (T _J = 175 °C) ^b	I _D	T _C = 25 °C	A	
		T _C = 125 °C		3.75
Pulsed Drain Current	I _{DM}	8.0	A	
Continuous Source Current (Diode Conduction)	I _S	6.5		
Avalanche Current	I _{AR}	5.0		
Repetitive Avalanche Energy (Duty Cycle ≤ 1%)	L = 0.1 mH	E _{AR}	1.25	mJ
Maximum Power Dissipation	P _D	T _C = 25 °C	20 ^b	W
		T _A = 25 °C	1.5 ^a	
Operating Junction and Storage Temperature Range	T _J , T _{stg}	-55 to 175	°C	

THERMAL RESISTANCE RATINGS

Parameter	Symbol	Typical	Maximum	Unit
Junction-to-Ambient ^a	R _{thJA}	t ≤ 10 sec	40	°C/W
		Steady State	80	
Junction-to-Case	R _{thJC}	6.0	7.5	

Notes

- a. Surface Mounted on 1" x 1" FR4 Board.
- b. See SOA curve for voltage derating.

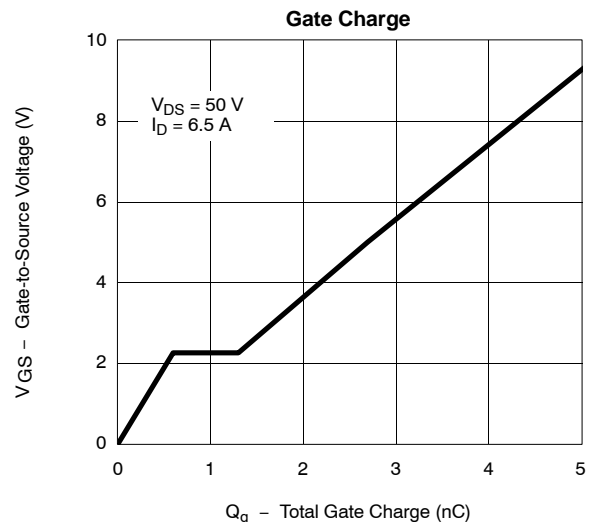
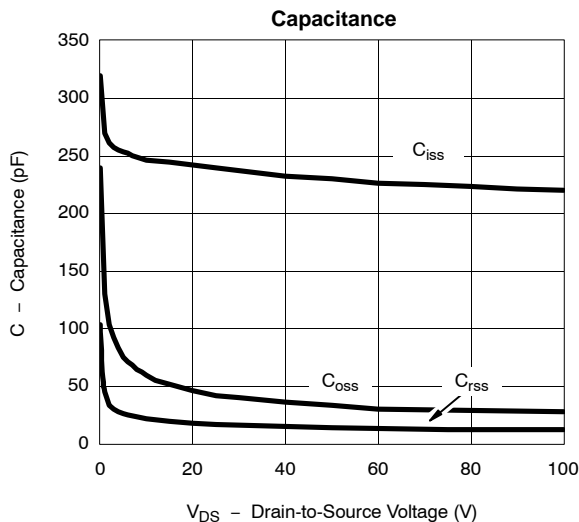
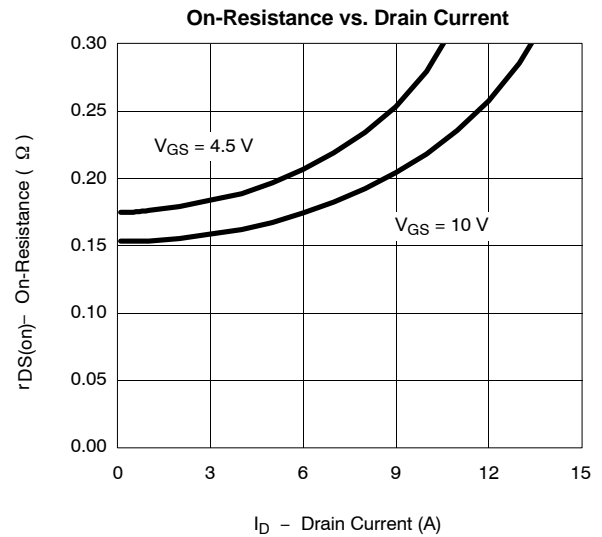
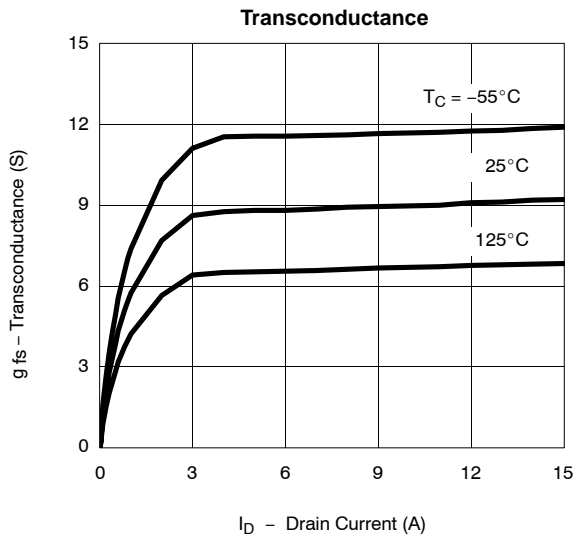
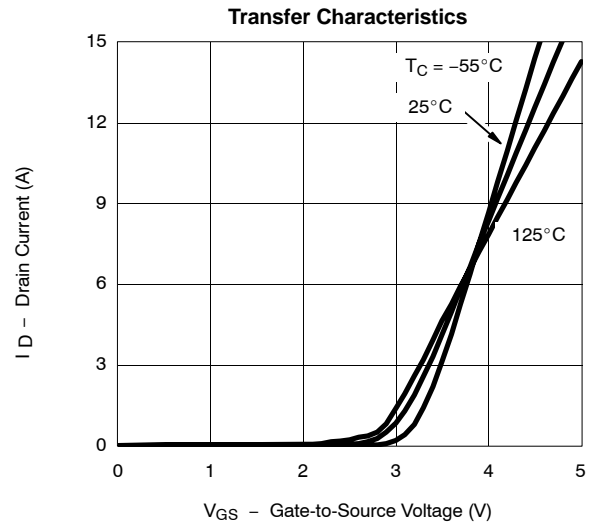
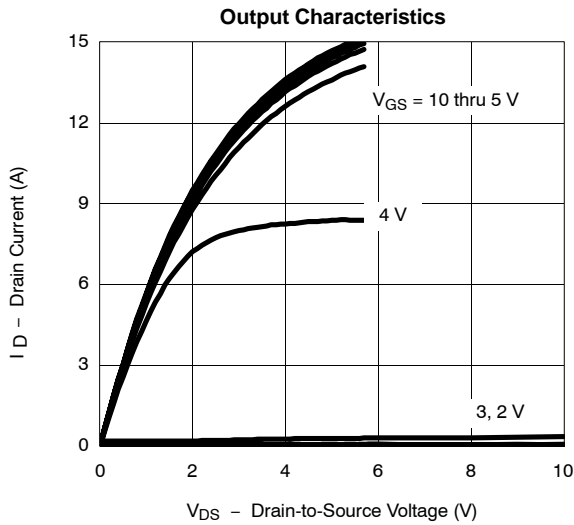
SPECIFICATIONS (T _J = 25 °C UNLESS OTHERWISE NOTED)						
Parameter	Symbol	Test Condition	Min	Typ ^a	Max	Unit
Static						
Drain-Source Breakdown Voltage	V _{(BR)DSS}	V _{GS} = 0 V, I _D = 250 μA	100			V
Gate Threshold Voltage	V _{GS(th)}	V _{DS} = V _{GS} , I _D = 250 μA	1.0		3.0	
Gate-Body Leakage	I _{GSS}	V _{DS} = 0 V, V _{GS} = ±20 V			±100	nA
Zero Gate Voltage Drain Current	I _{DSS}	V _{DS} = 100 V, V _{GS} = 0 V			1	μA
		V _{DS} = 100 V, V _{GS} = 0 V, T _J = 125 °C			50	
		V _{DS} = 100 V, V _{GS} = 0 V, T _J = 175 °C			250	
On-State Drain Current ^b	I _{D(on)}	V _{DS} = 5 V, V _{GS} = 10 V	8.0			A
Drain-Source On-State Resistance ^b	r _{DS(on)}	V _{GS} = 10 V, I _D = 3 A		0.160	0.200	Ω
		V _{GS} = 10 V, I _D = 3 A, T _J = 125 °C			0.350	
		V _{GS} = 10 V, I _D = 3 A, T _J = 175 °C			0.450	
		V _{GS} = 4.5 V, I _D = 1.0 A		0.180	0.225	
Forward Transconductance ^b	g _{fs}	V _{DS} = 15 V, I _D = 3 A		8.5		S
Dynamic^a						
Input Capacitance	C _{iss}	V _{GS} = 0 V, V _{DS} = 25 V, F = 1 MHz		240		pF
Output Capacitance	C _{oss}			42		
Reverse Transfer Capacitance	C _{rss}			17		
Total Gate Charge ^c	Q _g	V _{DS} = 50 V, V _{GS} = 5 V, I _D = 6.5 A		2.7	4.0	nC
Gate-Source Charge ^c	Q _{gs}			0.6		
Gate-Drain Charge ^c	Q _{gd}			0.7		
Turn-On Delay Time ^c	t _{d(on)}	V _{DD} = 50 V, R _L = 7.5 Ω I _D = 6.5 A, V _{GEN} = 10 V, R _g = 2.5 Ω		7	11	ns
Rise Time ^c	t _r			8	12	
Turn-Off Delay Time ^c	t _{d(off)}			8	12	
Fall Time ^c	t _f			9	14	
Source-Drain Diode Ratings and Characteristic (T_C = 25 °C)						
Pulsed Current	I _{SM}				8.0	A
Diode Forward Voltage ^b	V _{SD}	I _F = 6.5 A, V _{GS} = 0 V		0.9	1.3	V
Source-Drain Reverse Recovery Time	t _{rr}	I _F = 6.5 A, di/dt = 100 A/μs		35	60	ns

Notes

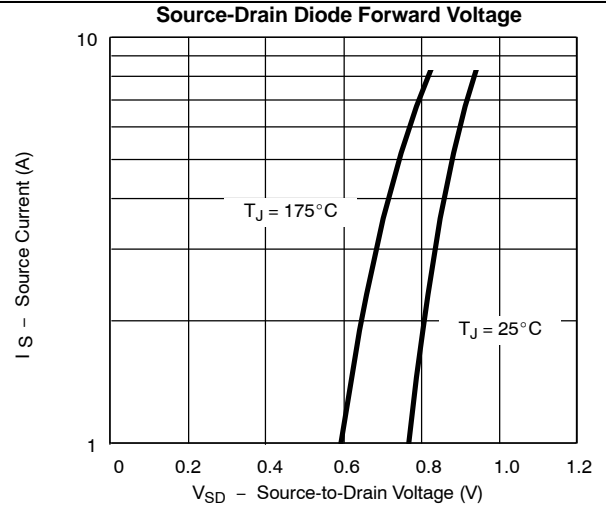
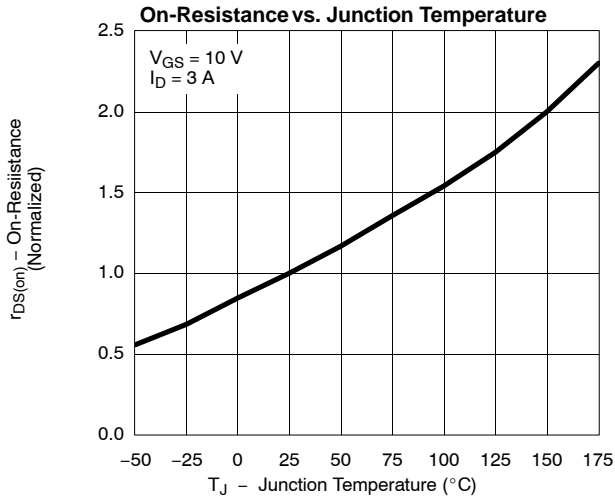
- Guaranteed by design, not subject to production testing.
- Pulse test; pulse width ≤ 300 μs, duty cycle ≤ 2%.
- Independent of operating temperature.

Stresses beyond those listed under "Absolute Maximum Ratings" may cause permanent damage to the device. These are stress ratings only, and functional operation of the device at these or any other conditions beyond those indicated in the operational sections of the specifications is not implied. Exposure to absolute maximum rating conditions for extended periods may affect device reliability.

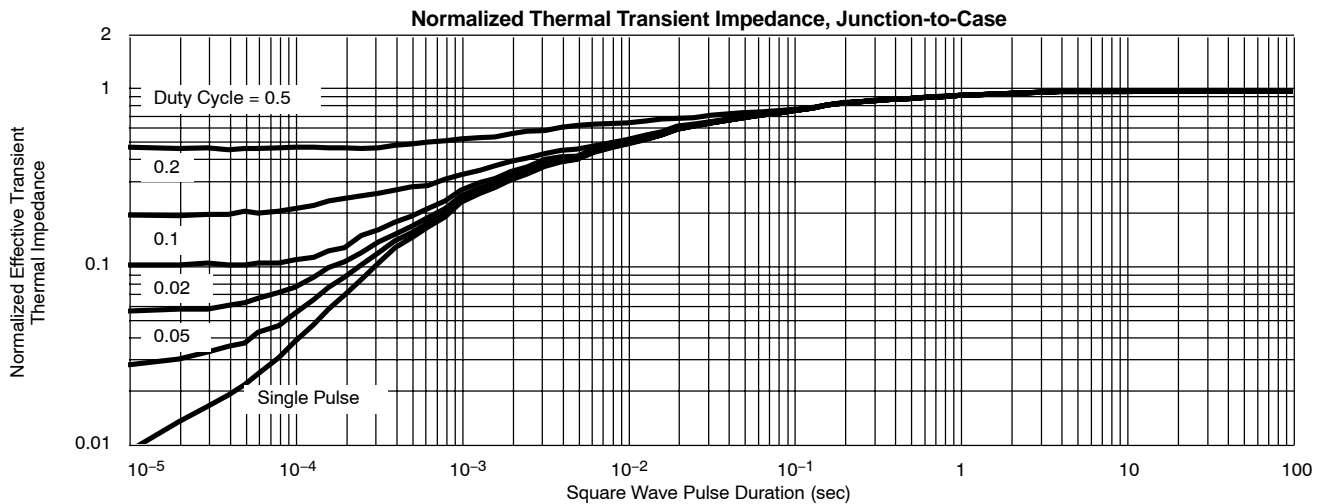
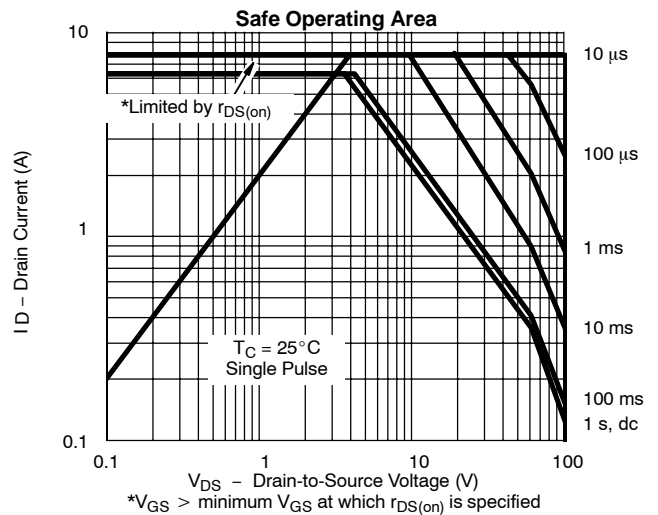
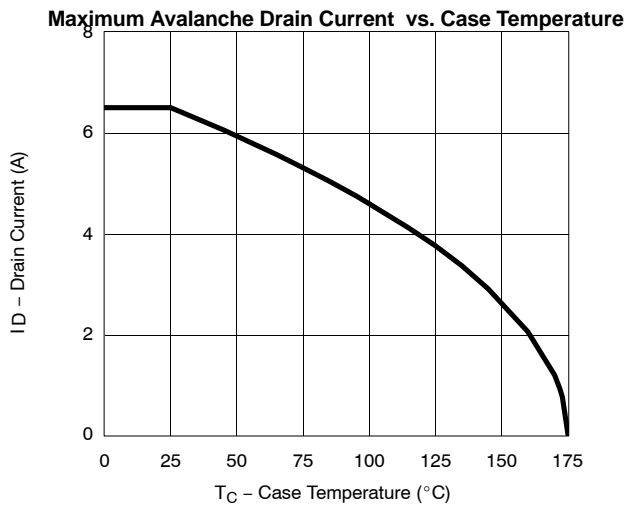
TYPICAL CHARACTERISTICS (25 °C UNLESS NOTED)



TYPICAL CHARACTERISTICS (25 °C UNLESS NOTED)



THERMAL RATINGS



Disclaimer

ALL PRODUCT, PRODUCT SPECIFICATIONS AND DATA ARE SUBJECT TO CHANGE WITHOUT NOTICE TO IMPROVE RELIABILITY, FUNCTION OR DESIGN OR OTHERWISE.

freestyle Intertechnology, Inc., its affiliates, agents, and employees, and all persons acting on its or their behalf (collectively, "freestyle"), disclaim any and all liability for any errors, inaccuracies or incompleteness contained in any datasheet or in any other disclosure relating to any product.

freestyle makes no warranty, representation or guarantee regarding the suitability of the products for any particular purpose or the continuing production of any product. To the maximum extent permitted by applicable law, Visay disclaims (i) any and all liability arising out of the application or use of any product, (ii) any and all liability, including without limitation special, consequential or incidental damages, and (iii) any and all implied warranties, including warranties of fitness for particular purpose, non-infringement and merchantability.

Statements regarding the suitability of products for certain types of applications are based on freestyle's knowledge of typical requirements that are often placed on freestyle products in generic applications. Such statements are not binding statements about the suitability of products for a particular application. It is the customer's responsibility to validate that a particular product with the properties described in the product specification is suitable for use in a particular application. Parameters provided in datasheets and/or specifications may vary in different applications and performance may vary over time. All operating parameters, including typical parameters, must be validated for each customer application by the customer's technical experts. Product specifications do not expand or otherwise modify freestyle's terms and conditions of purchase, including but not limited to the warranty expressed therein.

Except as expressly indicated in writing, freestyle products are not designed for use in medical, life-saving, or life-sustaining applications or for any other application in which the failure of the freestyle product could result in personal injury or death. Customers using or selling freestyle products not expressly indicated for use in such applications do so at their own risk and agree to fully indemnify and hold freestyle and its distributors harmless from and against any and all claims, liabilities, expenses and damages arising or resulting in connection with such use or sale, including attorneys fees, even if such claim alleges that Visay

Material Category Policy

freestyle Intertechnology, Inc. hereby certifies that all its products that are identified as RoHS-Compliant fulfill the definitions and restrictions defined under Directive 2011/65/EU of The European Parliament and of the Council of June 8, 2011 on the restriction of the use of certain hazardous substances in electrical and electronic equipment (EEE) - recast, unless otherwise specified as non-compliant.

Please note that some freestyle documentation may still make reference to RoHS Directive 2002/95/EC. We confirm that all the products identified as being compliant to Directive 2002/95/EC conform to Directive 2011/65/EU.