


1403

Vishay Foil Resistors



Bulk Metal[®] Foil Technology

4 Pin Transistor Outline Hermetic Resistor Network



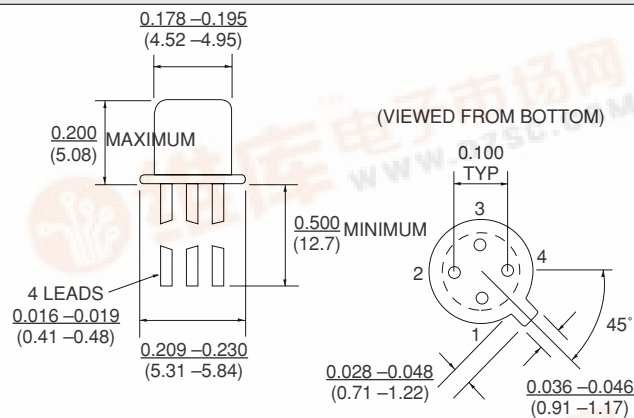
Product may not
be to scale

The four pin TO-18 package is the smallest available in the miniature hermetically sealed series of networks. It should be the first choice for simple networks requiring multiple R's. This network can contain up to 5, V5X5 resistor chips. Note that case grounding limits the circuit options to a two resistor divider. Review data sheet "7 Technical Reasons to Specify Bulk Metal[®] Foil Resistor Networks."

ORDERING INFORMATION - 1403 PARTS

Networks are built to your requirements. Send your schematic and electrical requirements to the Applications Engineering Department. (See data sheet "Network Worksheet.") A unique part number will be assigned which defines all aspects of your network.

FIGURE 1 - STANDARD DIMENSIONS in inches (millimeters)



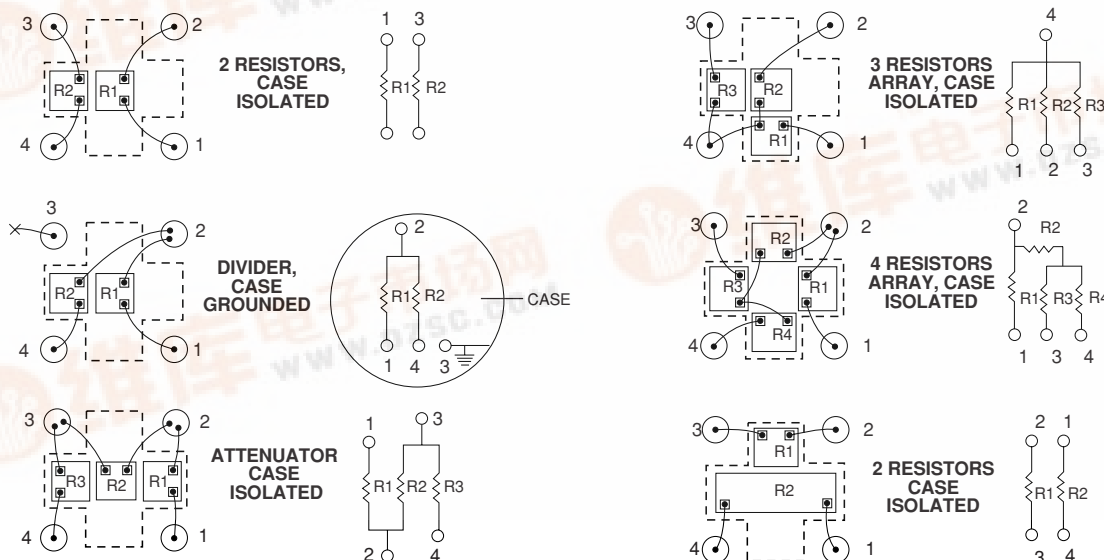
VISHAY MODEL NUMBER	CHIP CAPACITY	MAXIMUM POWER RATING (WATTS) @ +70°C
1403	V15X5 - 1 chip and V5X5 - 2 chips	0.15 Watt
	V5X5 - 5 chips	

NOTES:

- These networks utilize Vishay Bulk Metal[®] Foil resistor chips V5X5 and V15X5 or VTF15X10 Thin Film chips.
- The V5X5 and V15X5 chips have maximum resistance values of 10K and 33K respectively in Bulk Metal[®] Foil and 500K in VTF15X5 Thin Film chips.

FIGURE 2 - SAMPLE CIRCUIT DESIGNS AND CHIP LAYOUTS

NOTE: Usable area is represented by the dotted lines—a cross 0.150 Inches x 0.150 Inches with arm widths of 0.050 Inches. Illustrations not to scale. Chips shown undersize for clarity. Drawing view is from the top looking down into the package.



This datasheet has been download from:

www.datasheetcatalog.com

Datasheets for electronics components.