


Bulk Metal® Foil Technology

30 Pin Flatpack Hermetic Resistor Network



Product may not
be to scale

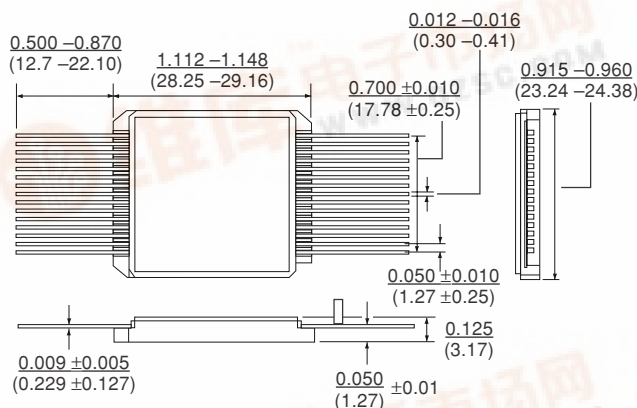
The 30 pin 1" x 1" flatpack is the largest ceramic package offered by Vishay. It will accommodate the greatest number of resistor chips and offers the maximum pin availability in the lowest profile. This package can contain up to 225 V5X5 resistor chips.

Review data sheet "7 Technical Reasons to Specify Bulk Metal[®] Foil Resistor Networks."

ORDERING INFORMATION - 1476 PARTS

Networks are built to your requirements. Send your schematic and electrical requirements to the Applications Engineering Department. (See data sheet "Network Worksheet.") A unique part number will be assigned which defines all aspects of your network.

FIGURE 1 - STANDARD DIMENSIONS in inches (millimeters)

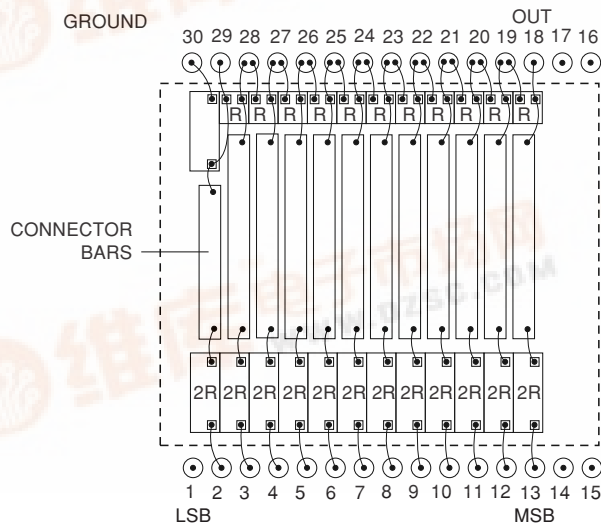


VISHAY MODEL NUMBER	CHIP CAPACITY	MAXIMUM POWER RATING (WATTS) @ +70°C
1476	V15X5 - 75 chips	2.4 Watts
	V5X5 - 225 chips	

NOTE:

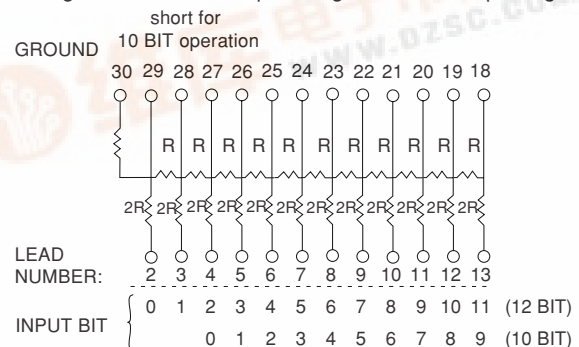
1. These networks utilize Vishay Bulk Metal[®] Foil resistor chips V5X5 and V15X5 or VTF15X5 Thin Film chips.
2. The V5X5 and V15X5 chips have maximum resistance values of 10K and 33K respectively in Bulk Metal[®] Foil and 500K in VTF15X5 Thin Film chips.
3. The V5X5 and V15X5 chip(s) can be intermixed in a package.

FIGURE 2 - SAMPLE CIRCUIT DESIGN AND CHIP LAYOUT



NOTE:

Usable area is represented by the dotted lines— a square 0.75".
Illustrations not to scale. Chips shown undersize for clarity.
Drawing view is from the top looking down into the package.



10 BIT/12 BIT LADDER

This datasheet has been download from:

www.datasheetcatalog.com

Datasheets for electronics components.