

## IGBT MODULE ( N series )

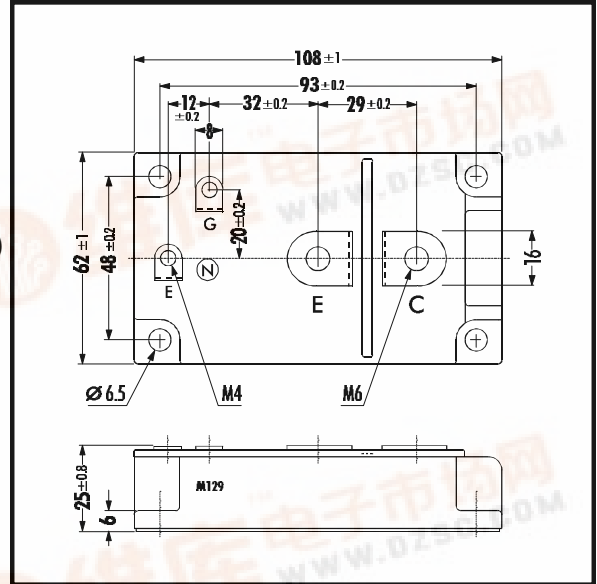
### Features

- Square RBSOA
- Low Saturation Voltage
- Less Total Power Dissipation
- Improved FWD Characteristic
- Minimized Internal Stray Inductance
- Overcurrent Limiting Function (~3 Times Rated Current)

### Applications

- High Power Switching
- A.C. Motor Controls
- D.C. Motor Controls
- Uninterruptible Power Supply

## Outline Drawing



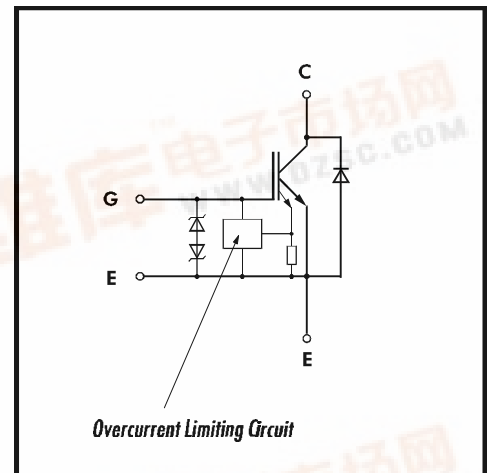
## Maximum Ratings and Characteristics

### Absolute Maximum Ratings ( T<sub>c</sub>=25°C )

Items	Symbols	Rated Values	Units
Collector-Emitter Voltage	V <sub>CES</sub>	600	V
Gate -Emitter Voltage	V <sub>GES</sub>	± 20	V
Collector Current	Continuous	I <sub>C</sub>	600
	1ms	I <sub>C PULSE</sub>	1200
	Continuous	-I <sub>C</sub>	600
	1ms	-I <sub>C PULSE</sub>	1200
Max. Power Dissipation	P <sub>C</sub>	2000	W
Operating Temperature	T <sub>j</sub>	+150	°C
Storage Temperature	T <sub>stg</sub>	-40 ~ +125	°C
Isolation Voltage	V <sub>is</sub>	2500	V
Screw Torque	Mounting *1	3.5	Nm
	Terminals *2	4.5	
	Terminals *3	1.7	

Note: \*1:Recommendable Value; 2.5 - 3.5 Nm (M5) or (M6)  
\*2:Recommendable Value; 3.5 - 4.5 Nm (M6)  
\*3:Recommendable Value; 1.3 - 1.7 Nm (M4)

## Equivalent Circuit



### Electrical Characteristics ( at T<sub>j</sub>=25°C )

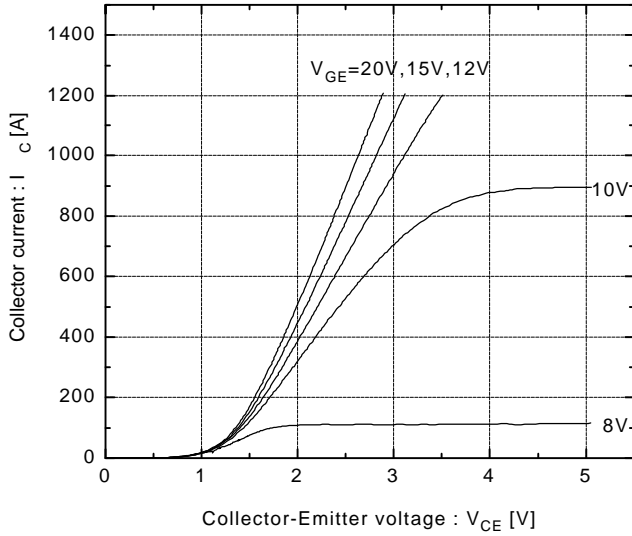
Items	Symbols	Test Conditions	Min.	Typ.	Max.	Units
Zero Gate Voltage Collector Current	I <sub>CES</sub>	V <sub>GE</sub> =0V V <sub>CE</sub> =600V			4.0	mA
Gate-Emitter Leakage Current	I <sub>GES</sub>	V <sub>CE</sub> =0V V <sub>GE</sub> =± 20V			60	µA
Gate-Emitter Threshold Voltage	V <sub>GE(th)</sub>	V <sub>GE</sub> =20V I <sub>C</sub> =600mA	4.5		7.5	V
Collector-Emitter Saturation Voltage	V <sub>CE(sat)</sub>	V <sub>GE</sub> =15V I <sub>C</sub> =600A			2.8	V
Input capacitance	C <sub>ies</sub>	V <sub>CE</sub> =0V		39600		pF
Output capacitance	C <sub>oes</sub>	V <sub>CE</sub> =10V		8800		
Reverse Transfer capacitance	C <sub>res</sub>	f=1MHz		4000		
Turn-on Time	t <sub>ON</sub>	V <sub>CC</sub> =300V		0.6	1.2	µs
	t <sub>r</sub>	I <sub>C</sub> =600A		0.2	0.6	
Turn-off Time	t <sub>OFF</sub>	V <sub>GE</sub> =± 15V		0.6	1.0	
	t <sub>f</sub>	R <sub>G</sub> =2.7Ω		0.2	0.35	
Diode Forward On-Voltage	V <sub>F</sub>	I <sub>F</sub> =600A V <sub>GE</sub> =0V			3.0	V
Reverse Recovery Time	t <sub>rr</sub>	I <sub>F</sub> =600A			300	ns

### Thermal Characteristics

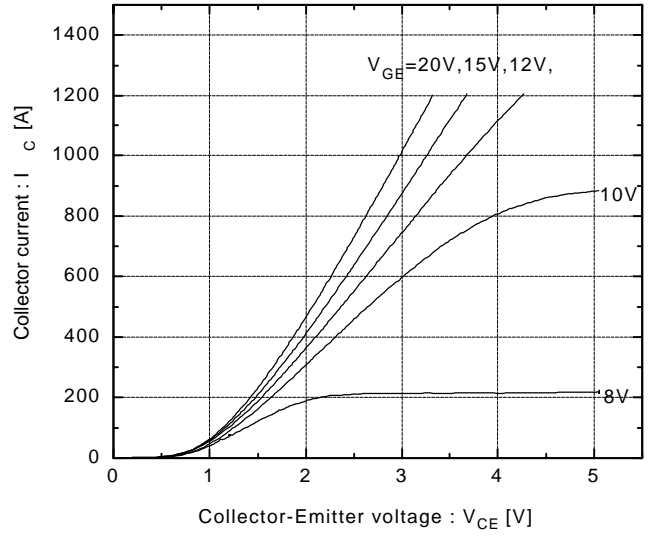
Items	Symbols	Test Conditions	Min.	Typ.	Max.	Units
Thermal Resistance	R <sub>th(j-c)</sub>	IGBT			0.063	°C/W
	R <sub>th(j-e)</sub>	Diode			0.11	



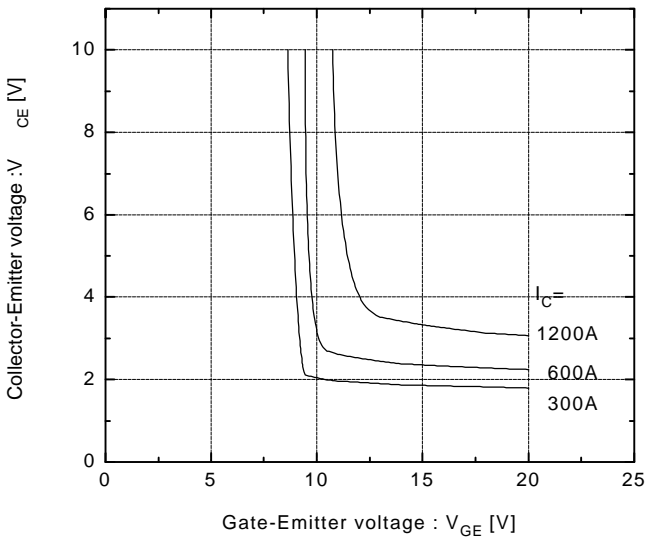
Collector current vs. Collector-Emittter voltage  
 $T_j=25^\circ\text{C}$



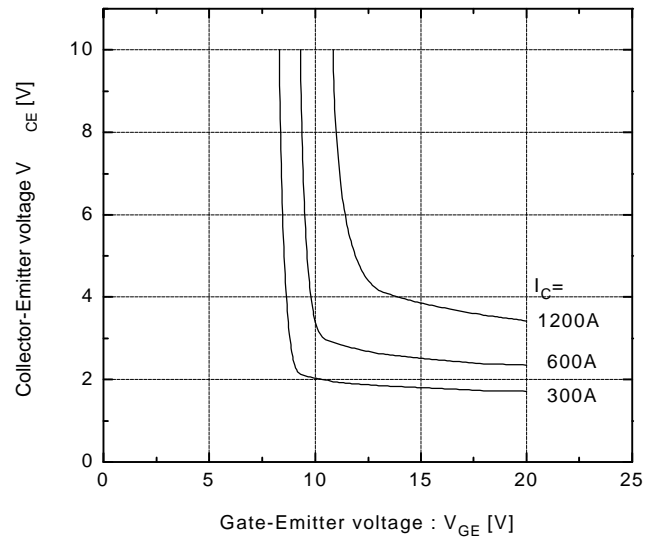
Collector current vs. Collector-Emittter voltage  
 $T_j=125^\circ\text{C}$



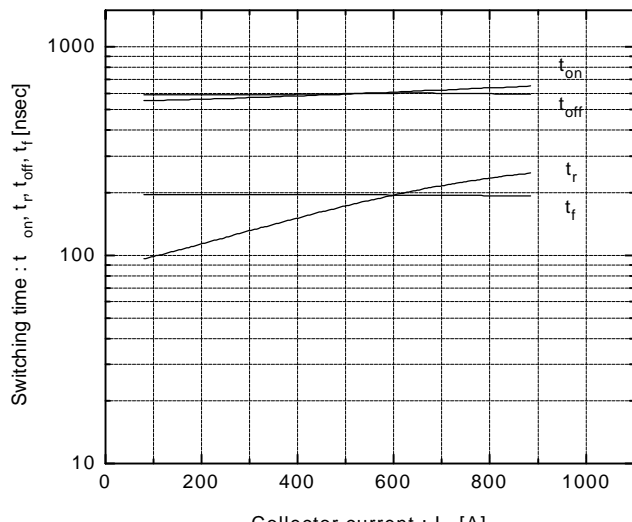
Collector-Emittter vs. Gate-Emittter voltage  
 $T_j=25^\circ\text{C}$



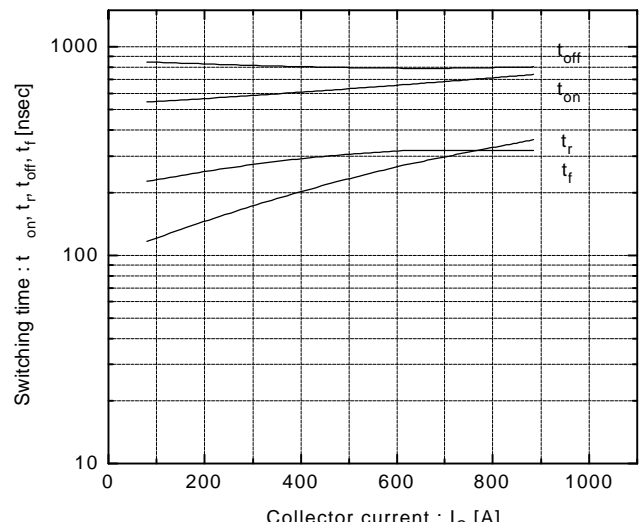
Collector-Emittter vs. Gate-Emittter voltage  
 $T_j=125^\circ\text{C}$



Switching time vs. Collector current  
 $V_{CC}=300\text{V}, R_G=2.7\Omega, V_{GE}\pm 15\text{V}, T_j=25^\circ\text{C}$

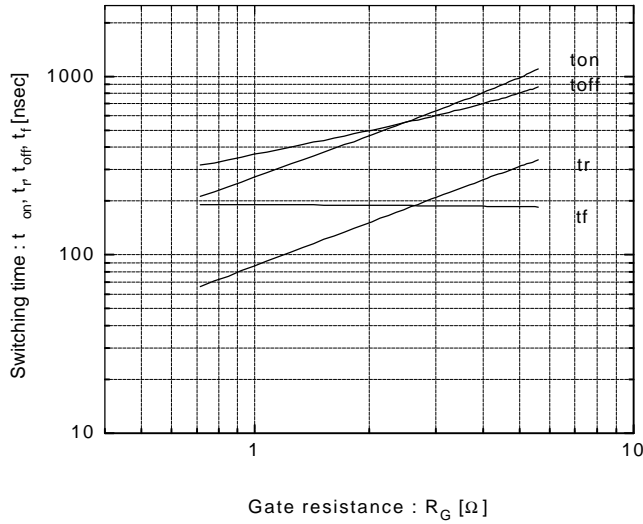


Switching time vs. Collector current  
 $V_{CC}=300\text{V}, R_G=2.7\Omega, V_{GE}\pm 15\text{V}, T_j=125^\circ\text{C}$



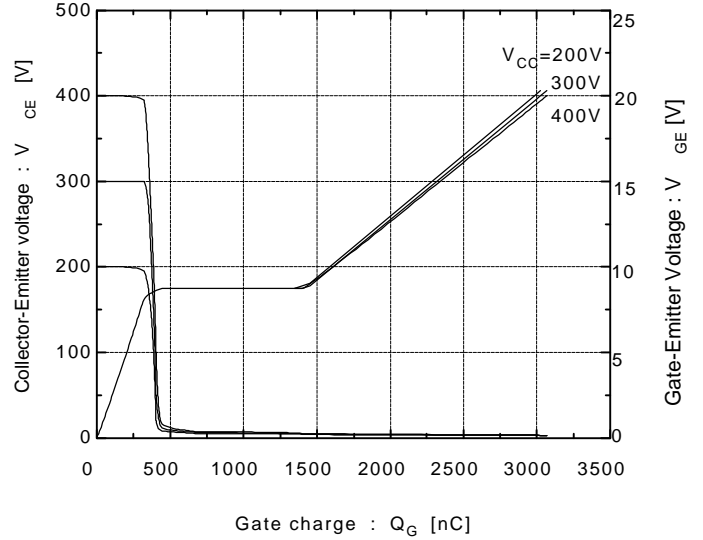
Switching time vs.  $R_G$

$V_{CC}=300V, I_C=600A, V_{GE}=\pm 15V, T_J=25^\circ C$



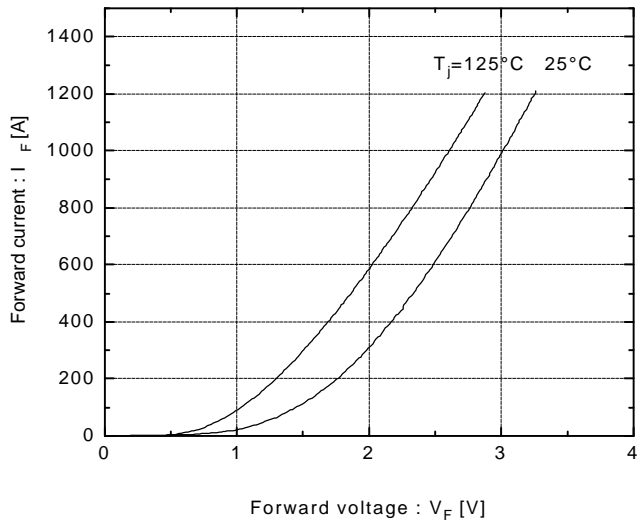
Dynamic input characteristics

$T_J=25^\circ C$



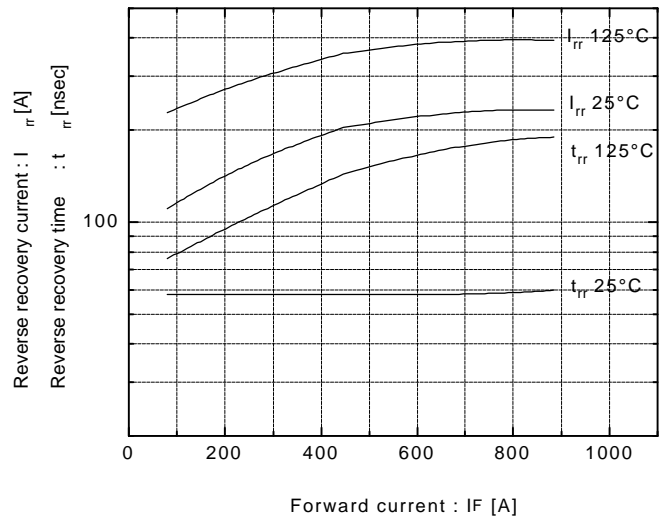
Forward current vs. Forward voltage

$V_{GE}=0V$

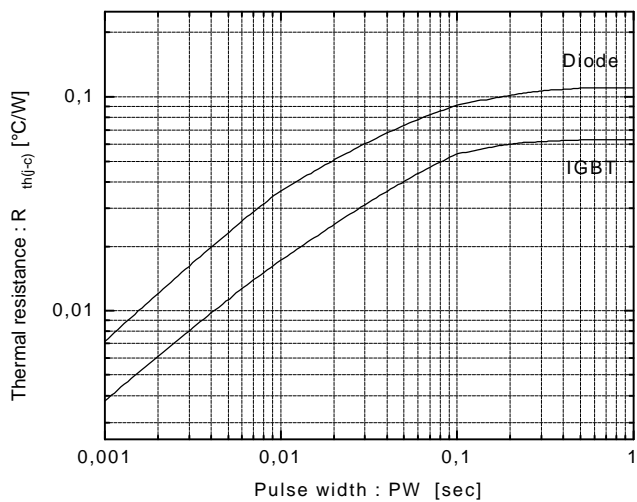


Reverse recovery characteristics

$t_{rr}, I_{rr}$  vs.  $I_F$

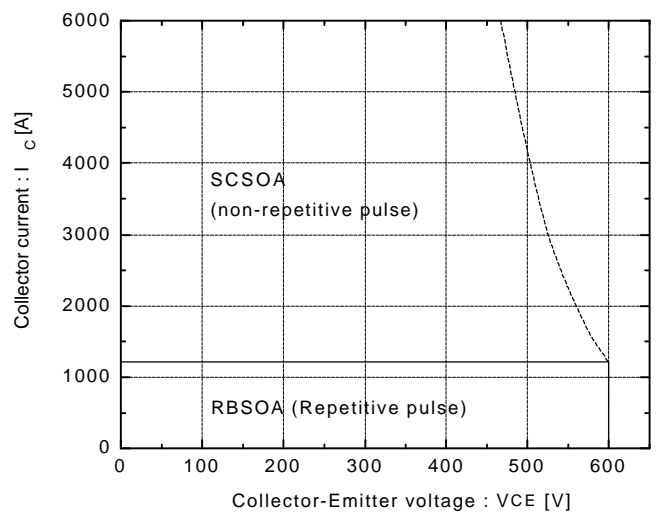


Transient thermal resistance

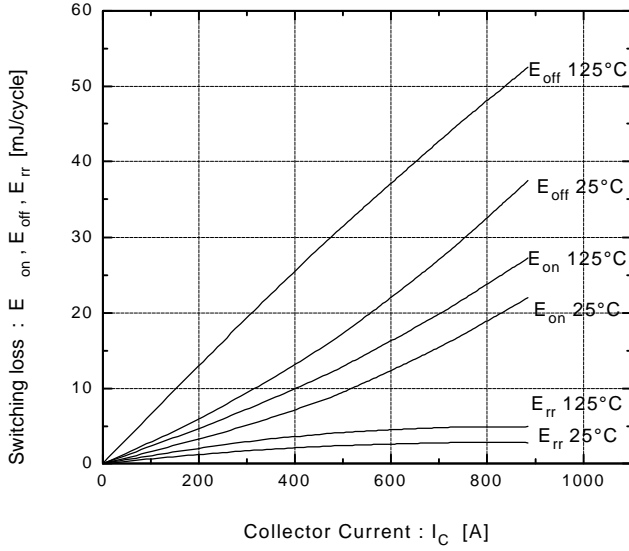


Reversed biased safe operating area

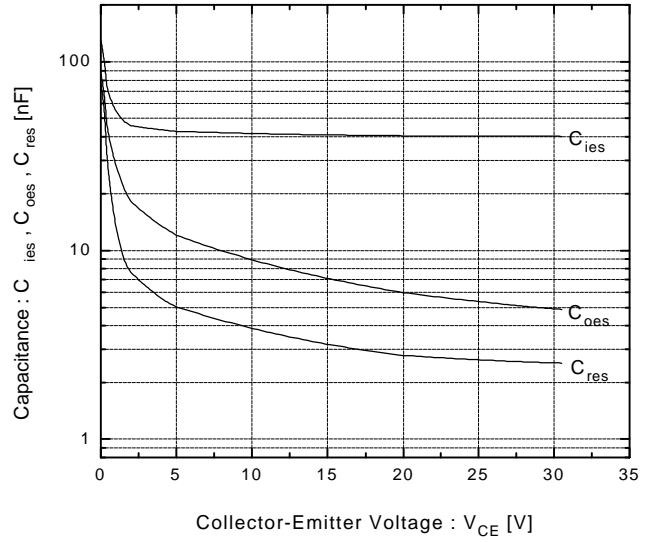
$+V_{GE}=15V, -V_{GE}\leq 15V, T_J\leq 125^\circ C, R_G\geq 2.7\Omega$



Switching loss vs. Collector current  
 $V_{CC}=300V, R_G=2.7\Omega, V_{GE}=\pm 15V$



Capacitance vs. Collector-Emitter voltage  
 $T_j=25^\circ C$



**Fuji Electric GmbH**

Lyoner Straße 26

D-60528 Frankfurt/M

Tel.: 069 - 66 90 29 - 0

Fax.: 069 - 66 90 29 - 56

**Fuji Electric (UK) Ltd.**

Commonwealth House  
 2 Chalkhill Road Hammersmith

London W6 8DW, UK

Tel.: 0181 - 233 11 30

Fax.: 0181 - 233 11 60