查询1SS295供应商 捷多邦，专业PCB打样工厂，24小时加急出货

TOSHIBA DIODE SILICON EPITAXIAL SCHOTTKY BARRIER TYPE

1SS295

UHF BAND MIXER APPLICATIONS.

Unit in mm

- Small Package
- Small Delta Forward Voltage : $\Delta V_F = 10mV$ (Max.)
- Small Delta Total Capacitance : $\Delta C_T = 0.1pF$ (Max.)

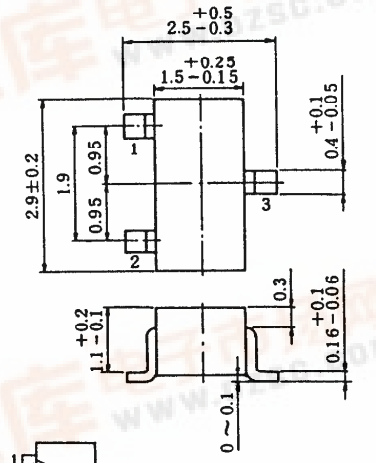

1. ANODE 1
2. CATHODE 2
3. CATHODE 1 /ANODE 2

JEDEC	—
EIAJ	SC-59
TOSHIBA	1-3G1G

Weight : 0.013g

MAXIMUM RATINGS (Ta = 25°C)

CHARACTERISTIC	SYMBOL	RATING	UNIT
Reverse Voltage	V_R	4	V
Forward Current	I_F	30	mA
Junction Temperature	T_j	125	°C
Storage Temperature Range	T_{stg}	−55~125	°C

ELECTRICAL CHARACTERISTICS (Ta = 25°C)

CHARACTERISTIC	SYMBOL	TEST CONDITION	MIN.	TYP.	MAX.	UNIT
Forward Voltage	V_F	$I_F = 2mA$	—	0.25	0.32	V
Forward Current	I_F	$V_F = 0.5V$	30	—	—	mA
Reverse Current	I_R	$V_R = 0.5V$	—	—	25	μA
Total Capacitance	C_T	$V_R = 0.2V$, f = 1MHz	—	0.6	0.9	pF
Delta Forward Voltage	ΔV_F	$I_F = 2mA$ (Note)	—	—	10	mV
Delta Total Capacitance	ΔC_T	$V_R = 0.2V$, f = 100MHz (Note)	—	—	0.1	pF

(Note) : Difference between 2 Devices 2 Devices in 1 package.

Marking

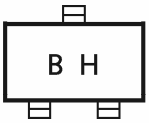

961001EAA2

● TOSHIBA is continually working to improve the quality and the reliability of its products. Nevertheless, semiconductor devices in general can malfunction or fail due to their inherent electrical sensitivity and vulnerability to physical stress. It is the responsibility of the buyer, when utilizing TOSHIBA products, to observe standards of safety, and to avoid situations in which a malfunction or failure of a TOSHIBA product could cause loss of human life, bodily injury or damage to property. In developing your designs, please ensure that TOSHIBA products are used within specified operating ranges as set forth in the most recent products specifications. Also, please keep in mind the precautions and conditions set forth in the TOSHIBA Semiconductor Reliability Handbook.
● The information contained herein is presented only as a guide for the applications of our products. No responsibility is assumed by TOSHIBA CORPORATION for any infringements of intellectual property or other rights of the third parties which may result from its use. No license is granted by implication or otherwise under any intellectual property or other rights of TOSHIBA CORPORATION or others.
● The information contained herein is subject to change without notice.

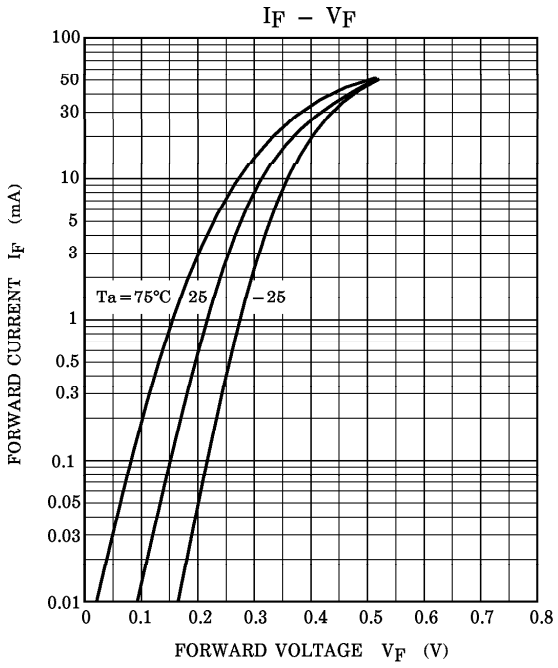
IF – VF
FORWARD CURRENT IF (mA)
FORWARD VOLTAGE VF (V)
Ta = 75°C
25
−25
100
50
30
10
5
3
1
0.5
0.3
0.1
0.05
0.03
0.01
0
0.1
0.2
0.3
0.4
0.5
0.6
0.7
0.8

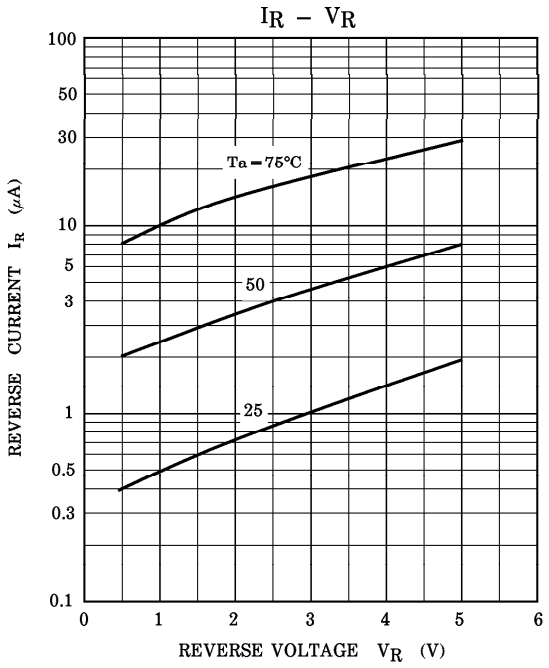
IR – VR
REVERSE CURRENT IR (μA)
REVERSE VOLTAGE VR (V)
Ta = 75°C
50
25
100
50
30
10
5
3
1
0.5
0.3
0.1
0
1
2
3
4
5
6

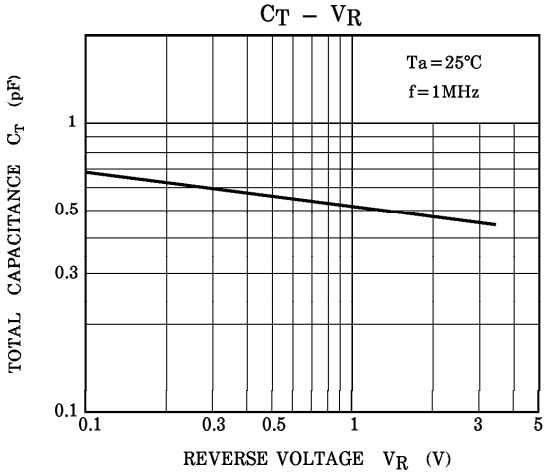
CT – VR
TOTAL CAPACITANCE CT (pF)
REVERSE VOLTAGE VR (V)
Ta = 25°C
f = 1MHz
1
0.5
0.3
0.1
0.1
0.3
0.5
1
3
5