

THE INFORMATION CONTAINED HEREIN IS CONSIDERED 'PROPRIETARY' TO BEL FUSE INC. AND SHALL NOT BE COPIED, REPRODUCED OR DISCLOSED WITHOUT THE WRITTEN APPROVAL OF BEL FUSE INC.

LED2 POLARITY		LED1 POLARITY	
PIN 19	PIN 20	PIN 21	PIN 22
-	+	-	+
	GREEN		YELLOW

PRELIMINAR

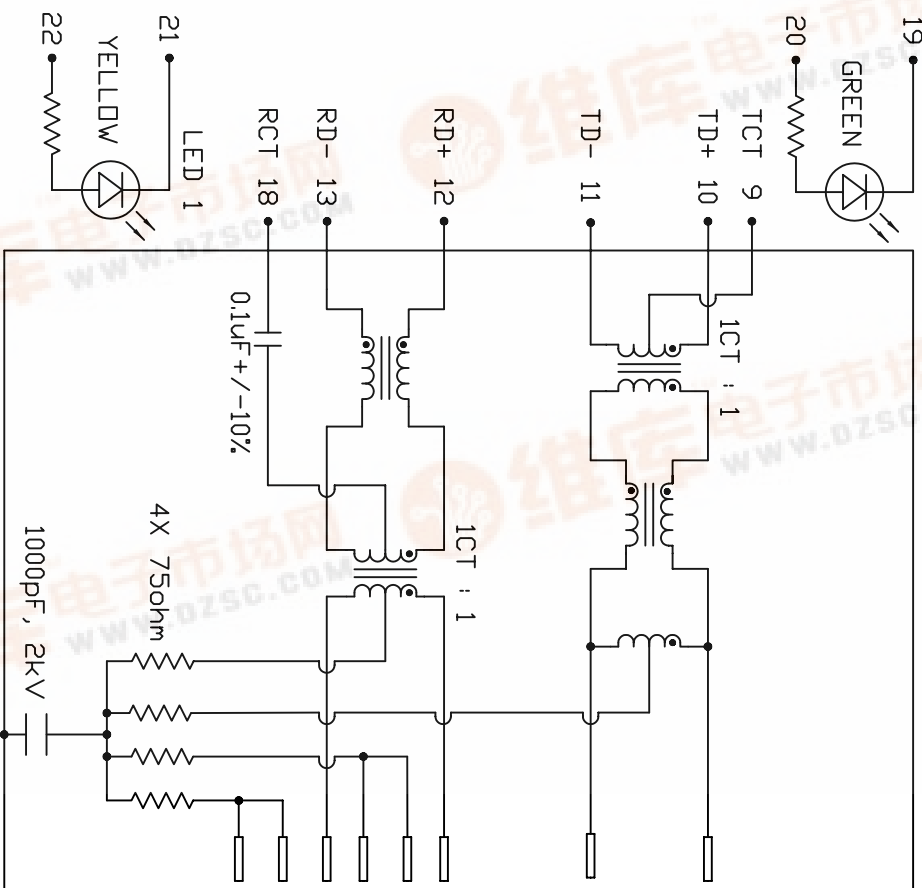
ELECTRICAL CHARACTERISTICS @ 25°C

SCHEMATIC

捷多邦, 专业PCB打样工厂, 24小时加急出货

TURN RATIO
 TX
 RX
 DCL @ 100KHZ, 100mVRMS
 8mA DC BIAS
 INS. LOSS
 100KHZ TO 100MHZ
 RET. LOSS (MIN)
 1MHZ-30MHZ
 30MHZ-60MHZ
 60MHZ-80MHZ
 CM TO CM REJ
 100KHZ - 100MHZ
 100MHZ - 130MHZ
 CROSS TALK
 1MHZ - 65MHZ
 65MHZ - 100MHZ
 HIPDT (Isolation Voltage):
 LEAKAGE INDUCTANCE
 PRIMARY W/ SECONDARY
 INTERWINDING CAPACITANCE
 PER CHANNEL (PRI. TO SEC.)
 DC RESISTANCE
 (RJ1-RJ2)=(RJ3-RJ6)

1CT : 1CT ±3%
 1CT : 1CT ±3%
 350uH MIN
 -1.0 dB MAX
 -20 dB
 -[-19-20LDG((F/30MHZ))] dB
 -12 dB
 -30 dB MIN
 -20 dB MIN
 -35 dB MIN
 -30 dB MIN
 1500 Vrms
 0.3uH Max. @ 1MHZ
 30pF Max @ 1MHZ
 1.2 ohms Max



LED 1
 VF (FORWARD VOLTAGE)
 ID (DOMINANT WAVELENGTH)
 LED 2
 VF (FORWARD VOLTAGE)
 ID (DOMINANT WAVELENGTH)

IF=20mA YELLOW 2.1V TYP.
 IF=20mA YELLOW 590nm TYP.
 IF=20mA GREEN 2.2V TYP.
 IF=20mA GREEN 565nm TYP.

USB ELECTRICAL:
 INSULATION RESISTANCE:
 CONTACT RESISTANCE:
 DIELECTRIC WITHSTANDING:

查询C893-1AX1-E1PA供应商

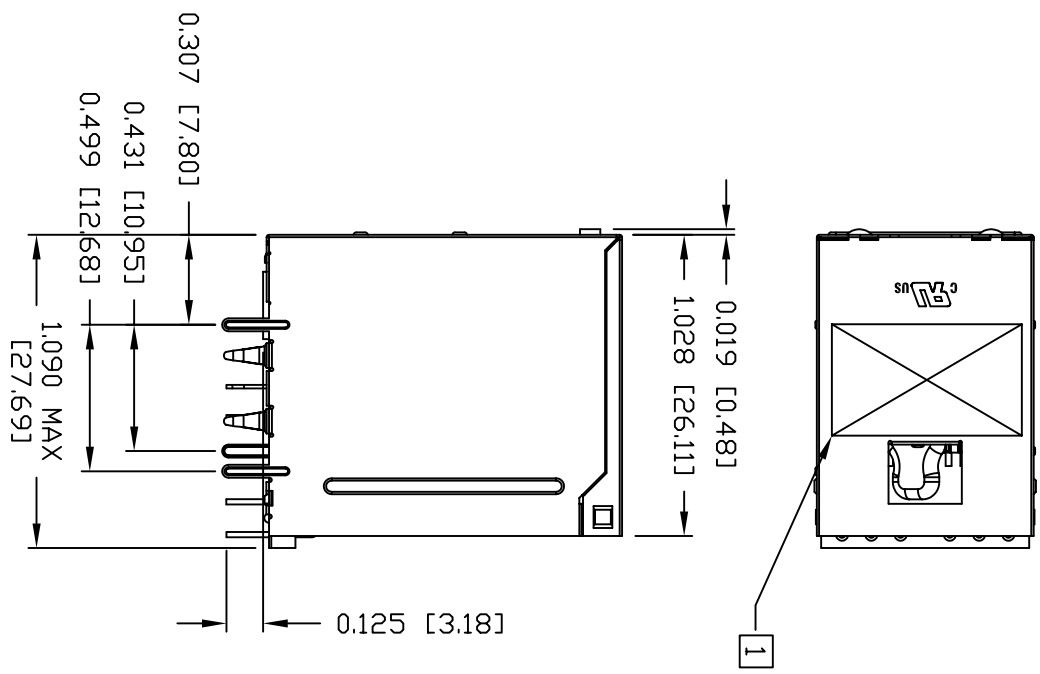
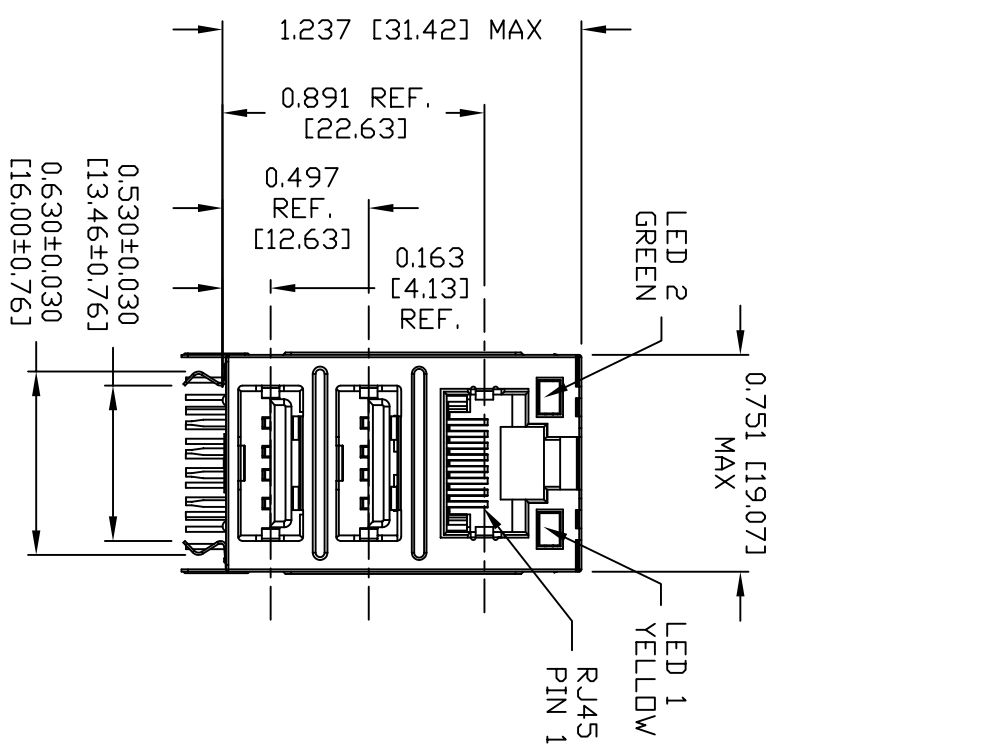
DRWN	DATE	TITLE	PART NO. / DRAWING NO.
CHUN	06-14-04	MagJack™ Combo	C893-1AX1-E1
CHKD	DATE		FILE NAME
CHUNG	06-14-04	<Staggered pin>	C8931AX1E1PA.DWG

STANDARD DIM.		[] METRIC DIM. AS REFERENCE	
TOL. IN INCH	.X	UNIT : INCH [mm]	REV. : PAS
	.XX	SCALE : N/A	SIZE : A4
	.XXX		PAGE

THE INFORMATION CONTAINED HEREIN IS CONSIDERED 'PROPRIETARY' TO BEL FUSE INC. AND SHALL NOT BE COPIED, REPRODUCED OR DISCLOSED WITHOUT THE WRITTEN APPROVAL OF BEL FUSE INC.

MECHANICAL SPECIFICATION

PRELIMINARY



DRWN	DATE	TITLE
MEI	06-17-04	MagJack™ Combo
CHKD	DATE	(Staggered pin)
TAD/KEUNG	06-17-04	

PART NO. / DRAWING NO.	FILE NAME
C893-1AX1-E1	C8931AX1E1PA.DWG

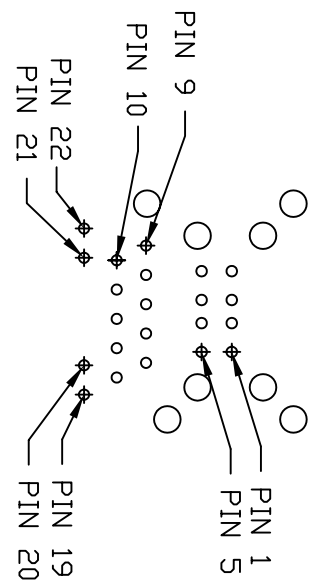
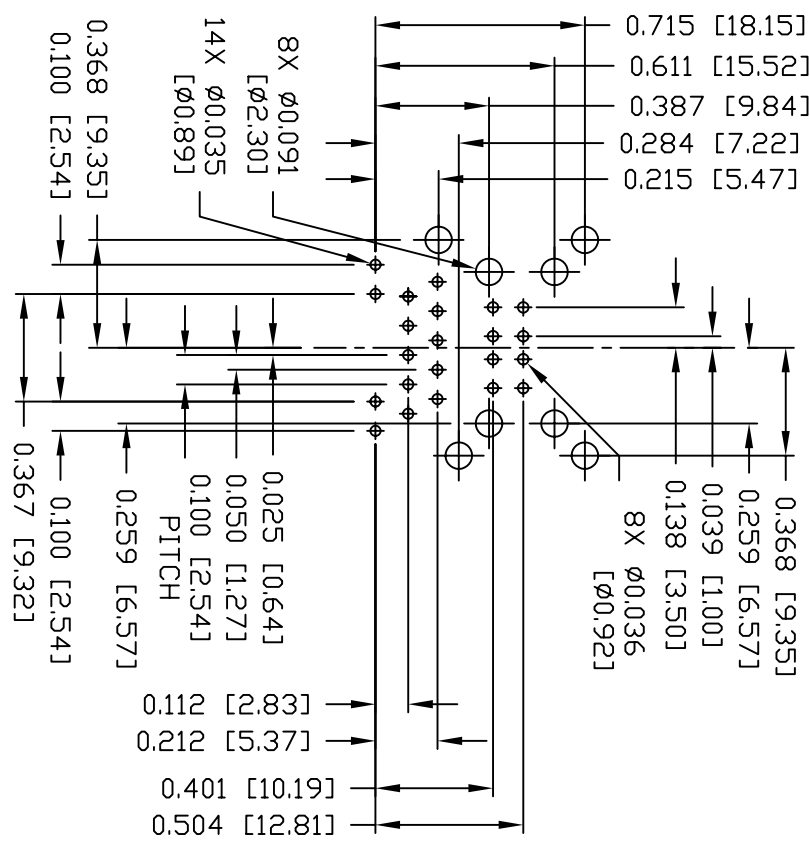
STANDARD DIM.	TOL. IN INCH
[] METRIC DIM. AS REFERENCE	UNIT : INCH [mm]
.X	SCALE : N/A
.XX	REV. : PA
.XXX	SIZE : A4
±0.010	PAGE : 3

FORM NO. - ENG02082001	COMPANY PLANT
------------------------	------------------

THE INFORMATION CONTAINED HEREIN IS CONSIDERED 'PROPRIETARY' TO BEL FUSE INC. AND SHALL NOT BE COPIED, REPRODUCED OR DISCLOSED WITHOUT THE WRITTEN APPROVAL OF BEL FUSE INC.

Recommended PCB footprint
Component Side

PRELIMINAR



RJ45 MECHANICAL:

PLASTIC HOUSING: THERMOPLASTIC PBT
 CONTACTS PLATING: 50 MICR0-INCH HARD GOLD PLATING
 PINS: TIN-COATED CP WIRE, DIA 0.018 INCH,
 METAL SHIELD: TIN PLATED 0N COPPER ALLOY,

USB MECHANICAL:

MATING FORCE: 35 NEWTONS MAXIMUM
 UNMATING FORCE: 10 NEWTONS MINIMUM
 CONTACTS PLATING: PROSPHER BRONZE, GOLD PLATING 0N
 CONTACT AREA AND TIN 0N SOLDER TAIL.

AI us UL RECOGNIZED - FILE #E196366 AND E169987.

ROHS COMPLIANCE, PER EU DIRECTIVE 2002/95/EC.

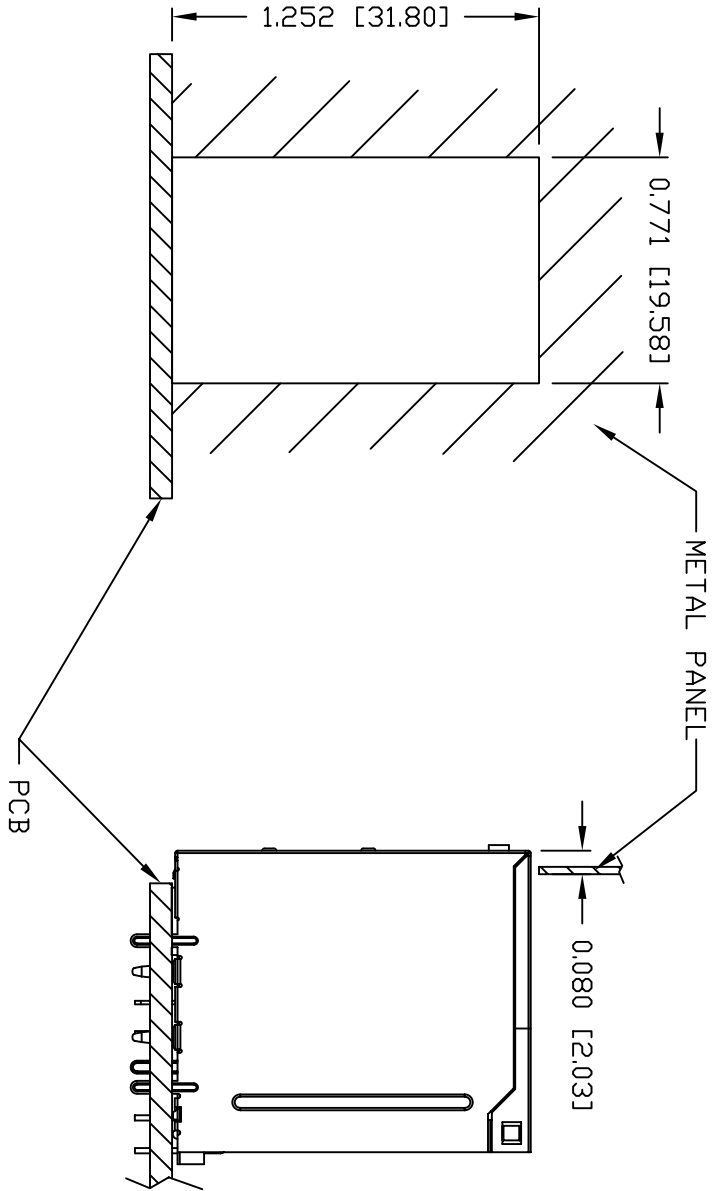
MARK PART WITH MFG LOGO, MFG NAME, PART NUMBER, AND DATE CODE.

DRWN MEI	DATE 06-17-04	TITLE MagJack™ Combo (Staggered pin)	PART NO. / DRAWING NO. C893-1AX1-E1	STANDARD DIM. TOL. IN INCH .X	[] METRIC DIM. AS REFERENCE UNIT : INCH [mm]	REV. : PA	
CHKD TAD/KEUNG	DATE 06-17-04	FILE NAME C8931AX1E1PA.DWG	FILE NAME C8931AX1E1PA.DWG	.XX .XXX	SCALE : N/A	SIZE : A4	
FORM NO. - ENG02082001				±0.010		PAGE : 4	

THE INFORMATION CONTAINED HEREIN IS CONSIDERED 'PROPRIETARY' TO BEL FUSE INC. AND SHALL NOT BE COPIED, REPRODUCED OR DISCLOSED WITHOUT THE WRITTEN APPROVAL OF BEL FUSE INC.

PRELIMINAR

SUGGESTED PANEL OPENING



NOTE:

THE DISTANCE OF PANEL INSIDE SURFACE RELATIVE TO FRONT SURFACE OF PART IS ONLY A SUGGESTION. IN CASE THIS DISTANCE IS DIFFERENT, THE REQUIRED PANEL OPENING DIMENSIONS CHANGE ACCORDINGLY.

PACKING INFORMATION

PACKING TRAY : 0200-9999-H3 (TOP)
 0200-9999-H4 (BOTTOM)
 PACKING QUANTITY : 35 PCS FINISHED GOODS PER TRAY
 10 TRAY (350 PCS FINISHED GOODS) PER CARTON BOX

NOTE : CARDBOARDS ARE PLACED BETWEEN LAYERS OF PACKING TRAY INSIDE CARTON BOX
 (INCLUDE THE UPPERMOST AND LOWERMOST TRAY)

DRWN MEI	DATE 06-17-04	TITLE MagJack™ Combo (Staggered pin)	PART NO. / DRAWING NO. C893-1AX1-E1	STANDARD DIM. TOL. IN INCH .X	[] METRIC DIM. AS REFERENCE UNIT : INCH [mm]	REV. : PA
CHKD TAD/KEUNG	DATE 06-17-04		FILE NAME C8931AX1E1PA.DWG	.XX .XXX	SCALE : N/A	SIZE : A4
FORM NO. - ENG02082001				±0.005	SCALE :	PAGE : 5

