

# SKiIP 28AHB16V2



MiniSKiIP<sup>®</sup> 2

3-phase bridge rectifier +  
brake chopper

SKiIP 28AHB16V2

## Features

- Fast Trench IGBTs
- Robust and soft freewheeling diodes in CAL technology
- Highly reliable spring contacts for electrical connections
- UL recognised file no. E63532

## Typical Applications

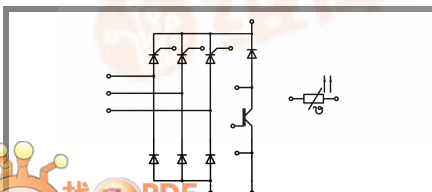
- Input bridge for inverter up to 39 kVA

## Remarks

- $V_{CEsat}$ ,  $V_F$  = chip level value

Absolute Maximum Ratings		$T_s = 25\text{ }^\circ\text{C}$ , unless otherwise specified	
Symbol	Conditions	Values	Units
<b>IGBT - Chopper</b>			
$V_{CES}$		1200	V
$I_C$	$T_s = 25\text{ (70) }^\circ\text{C}$	118 (88)	A
$I_{CRM}$	$t_p \leq 1\text{ ms}$	210	A
$V_{GES}$		$\pm 20$	V
$T_j$		-40...+150	$^\circ\text{C}$
<b>Diode - Chopper</b>			
$I_F$	$T_s = 25\text{ (70) }^\circ\text{C}$	118 (88)	A
$I_{FRM}$	$t_p \leq 1\text{ ms}$	210	A
$T_j$		-40...+150	$^\circ\text{C}$
<b>Diode / Thyristor - Rectifier</b>			
$V_{RRM}$		1600	V
$I_F / I_T$	$T_s = 70$	82	A
$I_{FSM} / I_{TSM}$	$t_p = 10\text{ ms}$ , $\sin 180^\circ$ , $T_j = 25\text{ }^\circ\text{C}$	1000	A
$i^2t$	$t_p = 10\text{ ms}$ , $\sin 180^\circ$ , $T_j = 25\text{ }^\circ\text{C}$	5500	$\text{A}^2\text{s}$
$T_j$	Diode	-40...+150	$^\circ\text{C}$
$T_j$	Thyristor	-40...+125	$^\circ\text{C}$
$I_{tRMS}$	per power terminal (20 A / spring)	120	A
$T_{stg}$	$T_{op} \leq T_{stg}$	-40...+125	$^\circ\text{C}$
$V_{isol}$	AC, 1 min.	2500	V

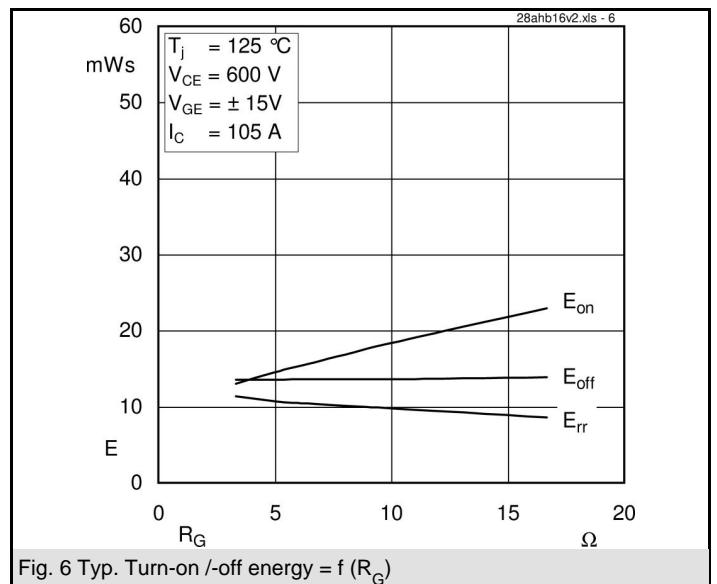
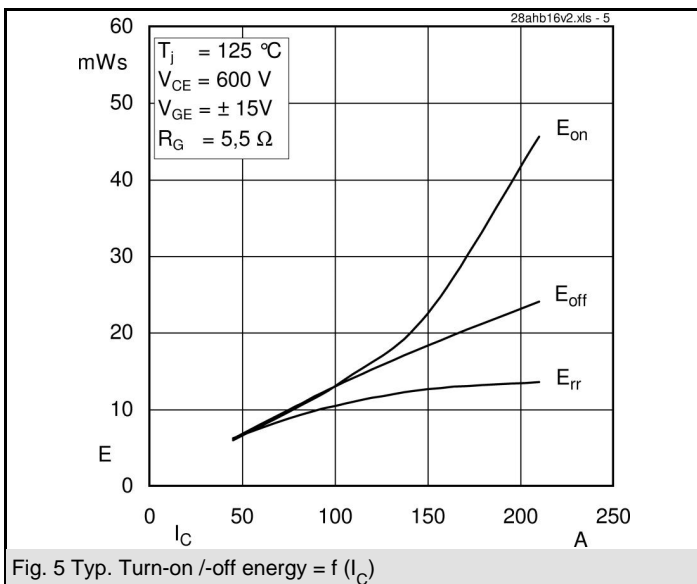
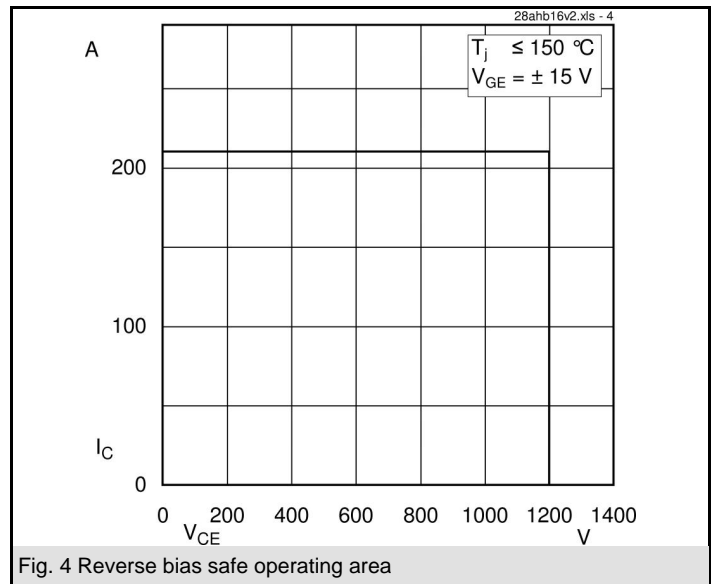
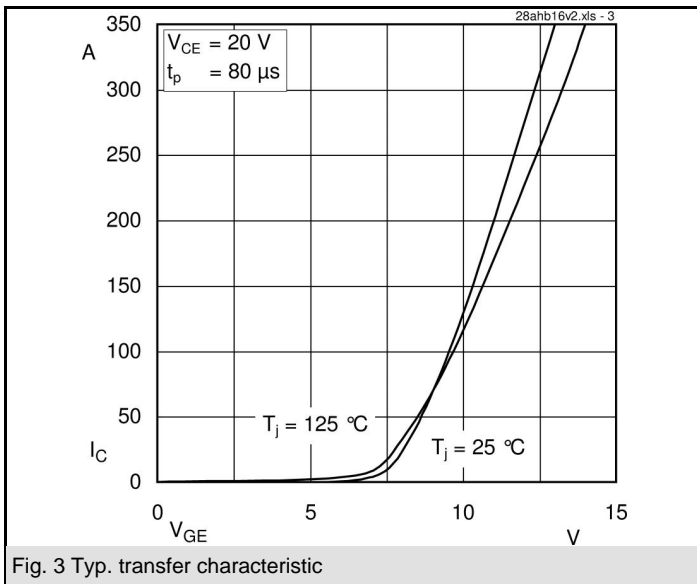
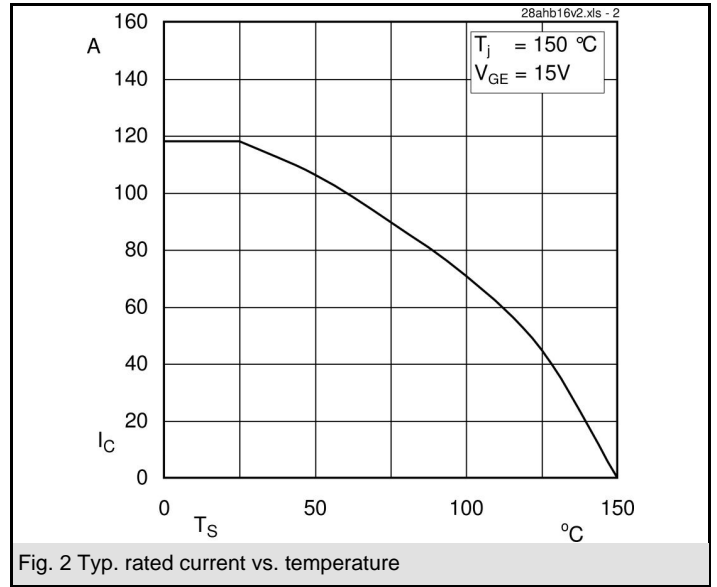
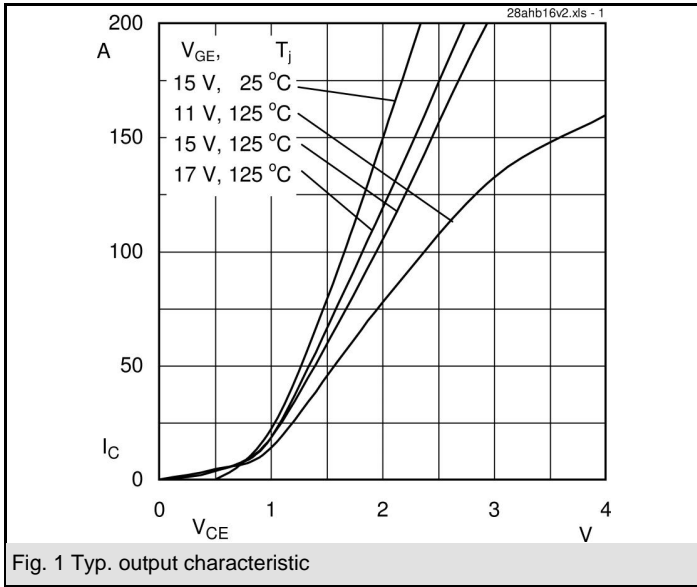
Characteristics		$T_s = 25\text{ }^\circ\text{C}$ , unless otherwise specified			
Symbol	Conditions	min.	typ.	max.	Units
<b>IGBT - Chopper</b>					
$V_{CEsat}$	$I_{Cnom} = 105\text{ A}$ , $T_j = 25\text{ (125) }^\circ\text{C}$		1,7 (2)	2,1 (2,4)	V
$V_{GE(th)}$	$V_{GE} = V_{CE}$ , $I_C = 3\text{ mA}$	5	5,8	6,5	V
$V_{CE(TO)}$	$T_j = 25\text{ (125) }^\circ\text{C}$		1 (0,9)	1,2 (0,9)	V
$r_T$	$T_j = 25\text{ (125) }^\circ\text{C}$		6,7 (10)	8,6 (10)	$\text{m}\Omega$
$C_{ies}$	$V_{CE} = 25\text{ V}$ , $V_{GE} = 0\text{ V}$ , $f = 1\text{ MHz}$		8,4		nF
$C_{oes}$	$V_{CE} = 25\text{ V}$ , $V_{GE} = 0\text{ V}$ , $f = 1\text{ MHz}$		1,5		nF
$C_{res}$	$V_{CE} = 25\text{ V}$ , $V_{GE} = 0\text{ V}$ , $f = 1\text{ MHz}$		1,1		nF
$R_{th(j-s)}$	per IGBT		0,4		K/W
$t_{d(on)}$	under following conditions		65		ns
$t_r$	$V_{CC} = 600\text{ V}$ , $V_{GE} = \pm 15\text{ V}$		30		ns
$t_{d(off)}$	$I_{Cnom} = 105\text{ A}$ , $T_j = 125\text{ }^\circ\text{C}$		410		ns
$t_f$	$R_{Gon} = R_{Goff} = 5,5\ \Omega$		100		ns
$E_{on}$	inductive load		14,4		mJ
$E_{off}$			13,3		mJ
<b>Diode - Chopper</b>					
$V_F = V_{EC}$	$I_{Fnom} = 105\text{ A}$ , $T_j = 25\text{ (125) }^\circ\text{C}$		1,6 (1,6)	1,8 (1,8)	V
$V_{(TO)}$	$T_j = 25\text{ (125) }^\circ\text{C}$		1 (0,8)	1,1 (0,9)	V
$r_T$	$T_j = 25\text{ (125) }^\circ\text{C}$		5,7 (7,6)	6,7 (8,6)	$\text{m}\Omega$
$R_{th(j-s)}$	per diode		0,55		K/W
$I_{RRM}$	under following conditions		160		A
$Q_{rr}$	$I_{Fnom} = 105\text{ A}$ , $V_R = 600\text{ V}$		26		$\mu\text{C}$
$E_{rr}$	$V_{GE} = 0\text{ V}$ , $T_j = 125\text{ }^\circ\text{C}$		10,8		mJ
	$di_f/dt = 5400\text{ A}/\mu\text{s}$				



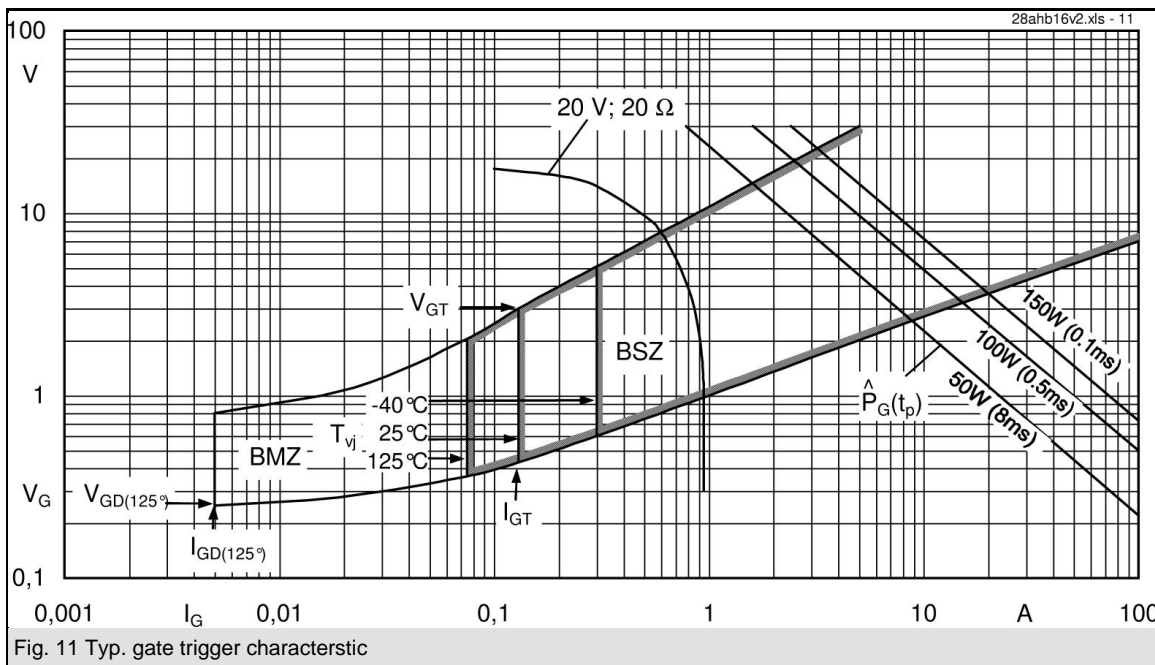
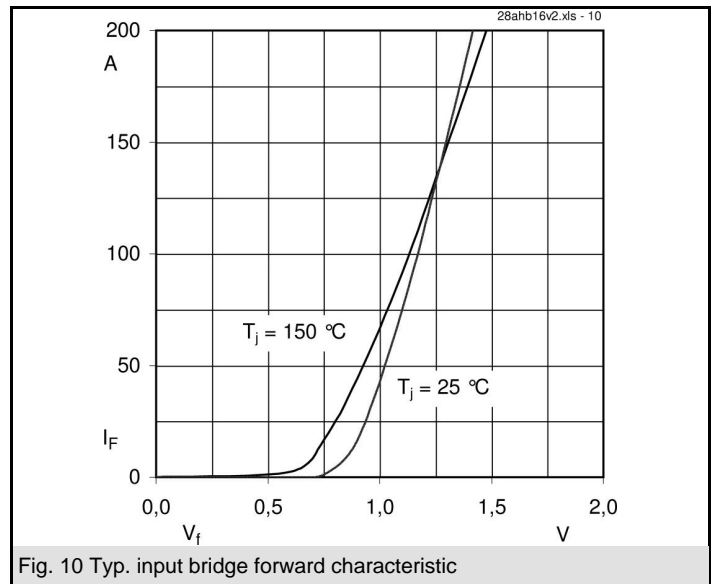
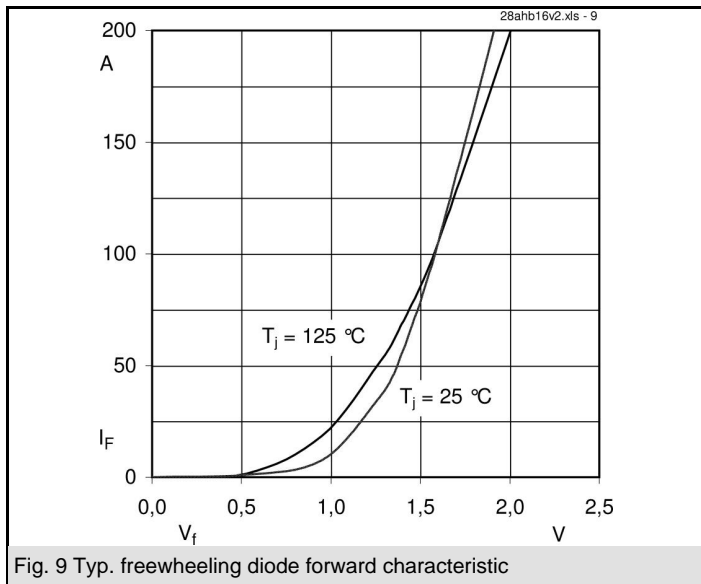
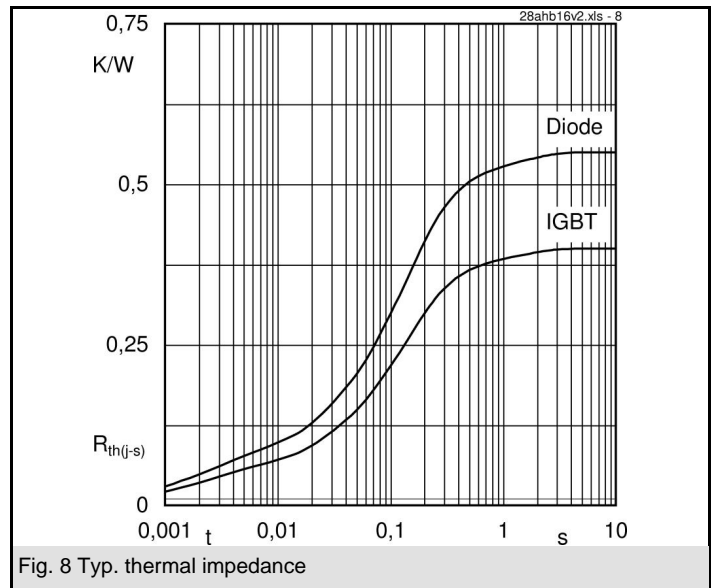
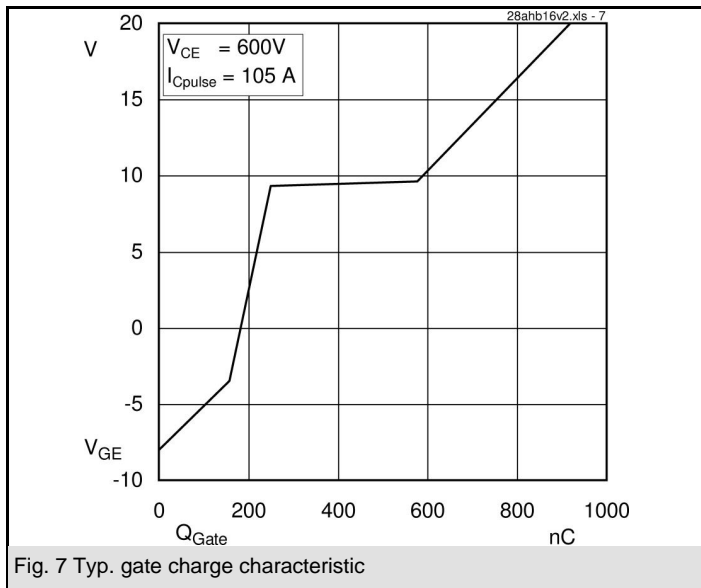
# SKiiP 28AHB16V2

Characteristics		$T_s = 25\text{ }^\circ\text{C}$ , unless otherwise specified			
Symbol	Conditions	min.	typ.	max.	Units
<b>Diode - Rectifier</b>					
$V_F$	$I_{Fnom} = 75\text{ A}$ , $T_j = 25\text{ }^\circ\text{C}$		1,2		V
$V_{(TO)}$	$T_j = 150\text{ }^\circ\text{C}$		0,8		V
$r_T$	$T_j = 150\text{ }^\circ\text{C}$		7		m $\Omega$
$R_{th(j-s)}$	per diode		0,7		K/W
<b>Thyristor - Rectifier</b>					
$V_T$	$I_{Fnom} = 120\text{ A}$ , $T_j = 25\text{ (125)}\text{ }^\circ\text{C}$			1,8 (1,7)	V
$V_{T(TO)}$	$T_j = 125\text{ }^\circ\text{C}$			1,1	V
$r_T$	$T_j = 125\text{ }^\circ\text{C}$			5	m $\Omega$
$V_{GT}$	$T_j = 25\text{ }^\circ\text{C}$			3	V
$I_{GT}$	$T_j = 25\text{ }^\circ\text{C}$	150			mA
$I_H$	$T_j = 25\text{ }^\circ\text{C}$		200		mA
$I_L$	$T_j = 25\text{ }^\circ\text{C}$		400		mA
$dv/dt_{(cr)}$	$T_j = 125\text{ }^\circ\text{C}$			1000	V/ $\mu\text{s}$
$di/dt_{(cr)}$	$T_j = 125\text{ }^\circ\text{C}$			50	A/ $\mu\text{s}$
$R_{th(j-s)}$	per thyristor		0,65		K/W
<b>Temperature Sensor</b>					
$R_{ts}$	3 %, $T_r = 25\text{ (100)}\text{ }^\circ\text{C}$		1000(1670)		$\Omega$
<b>Mechanical Data</b>					
w			65		g
$M_s$	Mounting torque	2		2,5	Nm

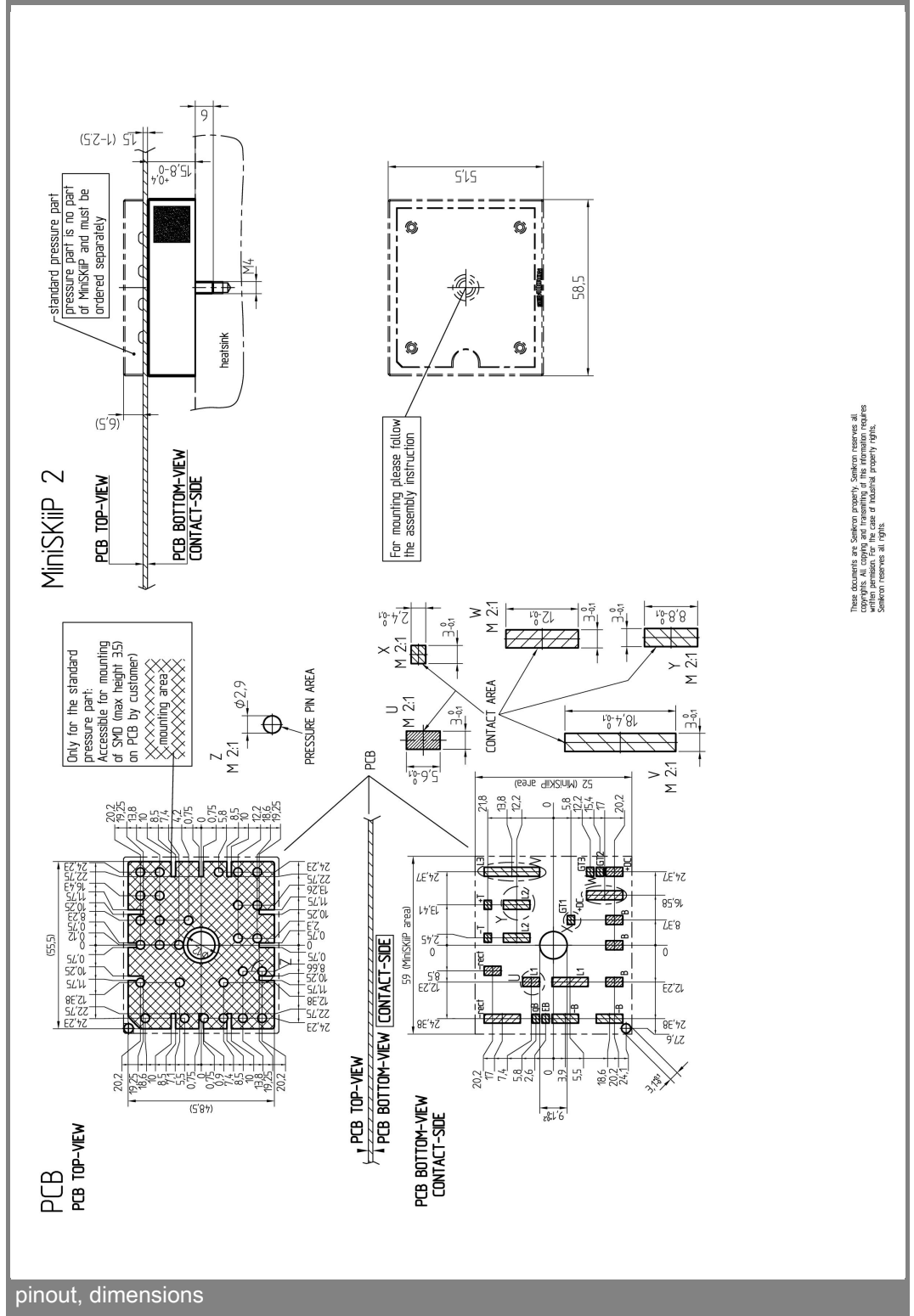
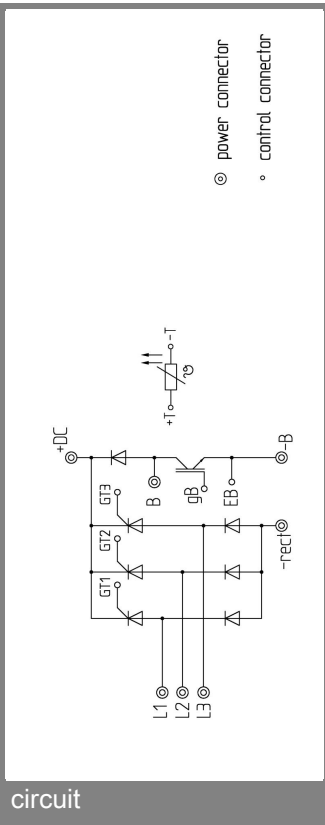
# SKiiP 28AHB16V2



# SKiP 28AHB16V2



# SKiiP 28AHB16V2



These documents are Cadsoft property. Cadsoft reserves all copyrights. All copies and transmissions of this information requires written permission. For the case of industrial property rights, Cadsoft reserves all rights.

This is an electrostatic discharge sensitive device (ESDS), international standard IEC 60747-1, Chapter IX.

This technical information specifies semiconductor devices but promises no characteristics. No warranty or guarantee expressed or implied is made regarding delivery, performance or suitability.