

TOSHIBA**TC7WT125FU**

TOSHIBA CMOS DIGITAL INTEGRATED CIRCUIT SILICON MONOLITHIC


TC7WT125FU**DUAL BUS BUFFER**

The TC7WT125FU is a high speed CMOS DUAL BUS BUFFERS fabricated with silicon gate CMOS technology. It achieves the high speed operation similar to equivalent Bipolar Schottky TTL while maintaining the CMOS low power dissipation.

The input threshold levels are compatible with TTL output voltage.

The require 3-state control input \overline{G} to be set high to place the output into the high impedance.

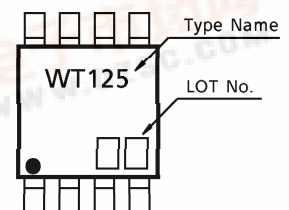
All inputs are equipped with protection circuits against static discharge or transient excess voltage.



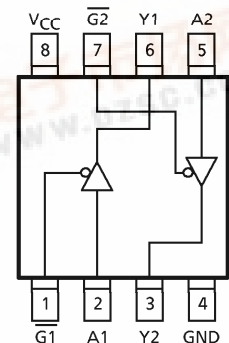
Weight : 0.02g (Typ.)

FEATURES

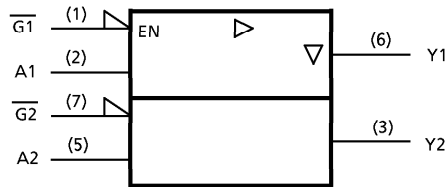
- High Speed $t_{pd} = 13\text{ns}$ (Typ.) at $V_{CC} = 5\text{V}$
- Low Power Dissipation $I_{CC} = 2\mu\text{A}$ (Max.) at $T_a = 25^\circ\text{C}$
- Compatible with TTL outputs ... $V_{IL} = 0.8\text{V}$ (Max.), $V_{IH} = 2.0\text{V}$ (Min.)
- Output Drive Capability 15 LSTTL Loads
- Symmetrical Output Impedance... $|I_{OH}| = I_{OL} = 6\text{mA}$ (Min.)

MARKING**MAXIMUM RATINGS** ($T_a = 25^\circ\text{C}$)

CHARACTERISTIC	SYMBOL	RATING	UNIT
Supply Voltage Range	V_{CC}	$-0.5 \sim 7$	V
DC Input Voltage	V_{IN}	$-0.5 \sim V_{CC} + 0.5$	V
DC Output Voltage	V_{OUT}	$-0.5 \sim V_{CC} + 0.5$	V
Input Diode Current	I_{IK}	± 20	mA
Output Diode Current	I_{OK}	± 20	mA
DC Output Current	I_{OUT}	± 35	mA
DC V_{CC} / Ground Current	I_{CC}	± 37.5	mA
Power Dissipation	P_D	300	mW
Storage Temperature	T_{stg}	$-65 \sim 150$	$^\circ\text{C}$
Lead Temperature (10 s)	T_L	260	$^\circ\text{C}$

PIN ASSIGNMENT (TOP VIEW)

LOGIC DIAGRAM



TRUTH TABLE

INPUTS		OUTPUTS
\overline{G}	A	Y
H	x	Z
L	L	L
L	H	H

x : Don't Care
Z : High Impedance

RECOMMENDED OPERATING CONDITIONS

CHARACTERISTIC	SYMBOL	RATING	UNIT
Supply Voltage	V_{CC}	4.5~5.5	V
Input Voltage	V_{IN}	0~ V_{CC}	V
Output Voltage	V_{OUT}	0~ V_{CC}	V
Operating Temperature	T_{opr}	-40~85	°C
Input Rise and Fall Time	t_r, t_f	0~500	ns

DC ELECTRICAL CHARACTERISTICS

CHARACTERISTIC	SYMBOL	TEST CONDITION		V _{CC} (V)	Ta = 25°C			Ta = −40~85°C		UNIT
					MIN.	TYP.	MAX.	MIN.	MAX.	
High-Level Input Voltage	V _{IH}			4.5~5.5	2.0	—	—	2.0	—	V
Low-Level Input Voltage	V _{IL}			4.5~5.5	—	—	0.8	—	0.8	V
High-Level Output Voltage	V _{OH}	V _{IN} = V _{IH} or V _{IL}	I _{OH} = −20μA	4.5	4.4	4.5	—	4.4	—	V
			I _{OH} = −6mA	4.5	4.18	4.31	—	4.13	—	
Low-Level Output Voltage	V _{OL}	V _{IN} = V _{IL}	I _{OL} = 20μA	4.5	—	0.0	0.10	—	0.10	V
			I _{OL} = 6mA	4.5	—	0.17	0.26	—	0.33	
3-State Output Off-State Current	I _{OZ}	V _{IN} = V _{IH} or V _{IL} V _{OUT} = V _{CC} or GND		5.5	—	—	±0.5	—	±5.0	μA
Input Leakage Current	I _{IN}	V _{IN} = V _{CC} or GND		5.5	—	—	±0.1	—	±1.0	μA
Quiescent Supply Current	I _{CC}	V _{IN} = V _{CC} or GND		5.5	—	—	2.0	—	20.0	μA
	I _{CCT}	PER INPUT : V _{IN} = 0.5V or 2.4V OTHER INPUT: V _{CC} or GND		5.5	—	—	2.0	—	2.9	mA

AC ELECTRICAL CHARACTERISTICS (Input $t_r = t_f = 6\text{ns}$)

CHARACTERISTIC	SYMBOL	TEST CONDITION			Ta = 25°C			Ta = - 40~85°C		UNIT
			CL	VCC	MIN.	TYP.	MAX.	MIN.	MAX.	
Output Transition Time	tTLH tTHL	—	50	4.5 5.5	— —	7 6	12 11	— —	15 14	ns
Propagation Delay Time	tpLH tpHL	—	50	4.5	—	15	25	—	31	ns
				5.5	—	13	22	—	28	
			150	4.5	—	21	33	—	41	
				5.5	—	18	29	—	37	
Output Enable Time	tpZL tpZH	RL = 1kΩ	50	4.5	—	17	30	—	38	ns
				5.5	—	14	27	—	34	
			150	4.5	—	23	38	—	48	
				5.5	—	20	34	—	43	
Output Disable Time	tpLZ tpHZ	RL = 1kΩ	50	4.5	—	16	30	—	38	ns
				5.5	—	13	27	—	34	
Input Capacitance	CIN	—	—	—	—	5	10	—	10	pF
Output Capacitance	COUT	—	—	—	—	10	—	—	—	pF
Power Dissipation Capacitance	CPD	(Note 1)	—	—	—	32	—	—	—	pF

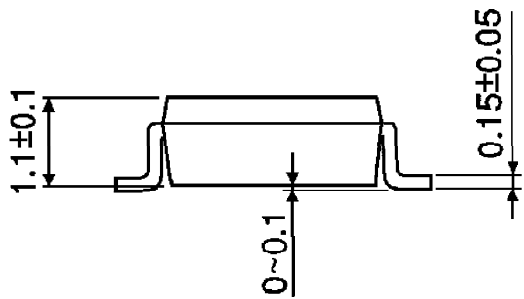
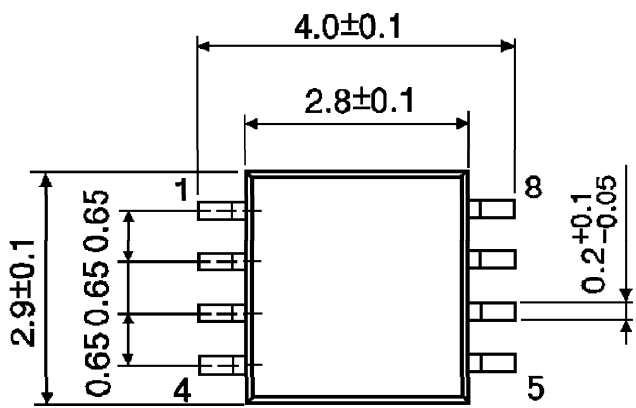
(Note 1) : C_{PD} is defined as the value of the internal equivalent capacitance which is calculated from the operating current consumption without load.

Average operating current can be obtained by the equation :

$$I_{CC}(\text{opr}) = C_{PD} \cdot V_{CC} \cdot f_{IN} + I_{CC}/2 \text{ (per Gate)}$$

PACKAGE DIMENSIONS
SSOP8-P-0.65

Unit : mm



Weight : 0.02g (Typ.)

RESTRICTIONS ON PRODUCT USE

000707EBA

- TOSHIBA is continually working to improve the quality and reliability of its products. Nevertheless, semiconductor devices in general can malfunction or fail due to their inherent electrical sensitivity and vulnerability to physical stress. It is the responsibility of the buyer, when utilizing TOSHIBA products, to comply with the standards of safety in making a safe design for the entire system, and to avoid situations in which a malfunction or failure of such TOSHIBA products could cause loss of human life, bodily injury or damage to property. In developing your designs, please ensure that TOSHIBA products are used within specified operating ranges as set forth in the most recent TOSHIBA products specifications. Also, please keep in mind the precautions and conditions set forth in the "Handling Guide for Semiconductor Devices," or "TOSHIBA Semiconductor Reliability Handbook" etc..
- The TOSHIBA products listed in this document are intended for usage in general electronics applications (computer, personal equipment, office equipment, measuring equipment, industrial robotics, domestic appliances, etc.). These TOSHIBA products are neither intended nor warranted for usage in equipment that requires extraordinarily high quality and/or reliability or a malfunction or failure of which may cause loss of human life or bodily injury ("Unintended Usage"). Unintended Usage include atomic energy control instruments, airplane or spaceship instruments, transportation instruments, traffic signal instruments, combustion control instruments, medical instruments, all types of safety devices, etc.. Unintended Usage of TOSHIBA products listed in this document shall be made at the customer's own risk.
- The products described in this document are subject to the foreign exchange and foreign trade laws.
- The information contained herein is presented only as a guide for the applications of our products. No responsibility is assumed by TOSHIBA CORPORATION for any infringements of intellectual property or other rights of the third parties which may result from its use. No license is granted by implication or otherwise under any intellectual property or other rights of TOSHIBA CORPORATION or others.
- The information contained herein is subject to change without notice.