

Kingbright

XPower

PRELIMINARY SPEC

Part Number: AA1010ZG10ZC


Green



ATTENTION
OBSERVE PRECAUTIONS
FOR HANDLING
ELECTROSTATIC
DISCHARGE
SENSITIVE
DEVICES

Features

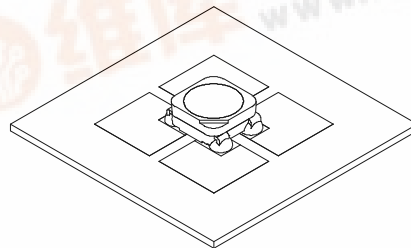
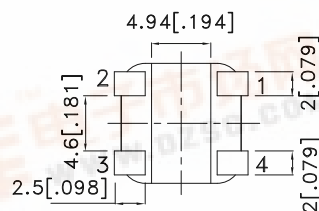
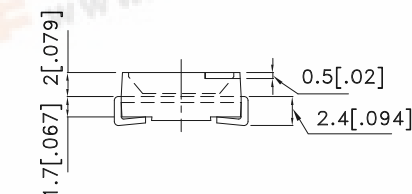
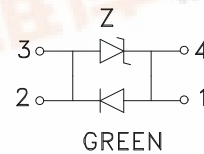
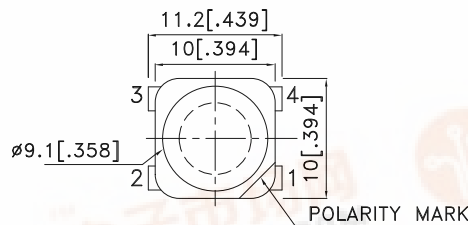
- PLCC-4 PACKAGE.
- SINGLE COLOR.
- HIGH LUMINANCE.
- HIGH POWER, OPERATING CURRENT @350mA.
- SUITABLE FOR ALL SMT ASSEMBLY METHODS.
- PACKAGE : 500PCS / REEL.
- MOISTURE SENSITIVITY LEVEL : LEVEL 4.
- PATENT PENDING.
- RoHS COMPLIANT.



Description

The LED is encapsulated with a soft silicone material.

Package Dimensions



Notes:

1. All dimensions are in millimeters (inches).
2. Tolerance is ± 0.25 (0.01") unless otherwise noted.
3. Specifications are subject to change without notice.
4. The device has a single mounting surface. The device must be mounted according to the specifications.



Kingbright

Applications

- traffic signaling.
- backlighting (illuminated advertising , general lighting).
- interior and exterior automotive lighting.
- substitution of micro incandescent lamps.
- portable light source (e.g. bicycle flashlight).
- signal and symbol luminaire for orientation.
- marker lights (e.g. steps, exit ways, etc).
- decorative and entertainment lighting.
- indoor and outdoor commercial and residential architectural lighting.

Application Notes

- Pressure or stress can damage the encapsulating material and affect the reliability of the LED.

Precaution should be taken to avoid pressure on the LED encapsulating surface.

- Static electricity and surge damage the LEDs.

It is recommended to use a wrist band or anti-electrostatic glove when handling the LEDs.

All devices, equipment and machinery must be electrically grounded.

- Handling Indications

Use proper handling techniques to prevent damage to the LED surface. Minimize mechanical stress on the LED surface during processing and handling. Do not touch the emitting surface with sharp objects to avoid scratching or damaging the LED.



Figure 1

In general, LEDs should be handled by the sides of the package. Handling instruments should not touch the emitting surface of the LED package.



Figure 2

For automated pick-and-place machines, the pickup nozzle should be larger than the size of the LED reflector area to avoid placing excess pressure on the LED surface.

Selection Guide

Part No.	Dice	Lens Type	luminous Intensity [2] Iv (cd)@ 350 mA		Φ_v (lm) [2] @ 350 mA		Viewing Angle [1]
			Min.	Typ.	Min.	Typ.	2 θ 1/2
AA1010ZG10ZC	Green (AlInGaN)	WATER CLEAR	12	20	39	65	120°

Notes:

1. θ 1/2 is the angle from optical centerline where the luminous intensity is 1/2 the optical centerline value.
2. Luminous intensity/ luminous Flux: +/-15%.

Absolute Maximum Ratings at TA=25°C

Parameter	Symbol	Value	Unit
Power dissipation	Pt	1.2	W
Junction temperature	TJ	110	°C
Operating Temperature	Top	-40 To +100	°C
Storage Temperature	Tstg	-40 To +100	°C
DC Forward Current [1]	IF	350	mA
Peak Forward Current [2]	IFM	500	mA
Thermal resistance [1]	Rth	9	°C/W

Notes:

1. Results from mounting on PC board FR4 (pad size $\geq 100\text{mm}^2$ per pad), mounted on pc board-metal core PCB is recommend for lowest thermal Resistance.
2. 1/10 Duty Cycle, 0.1ms Pulse Width.

Electrical / Optical Characteristics at TA=25°C

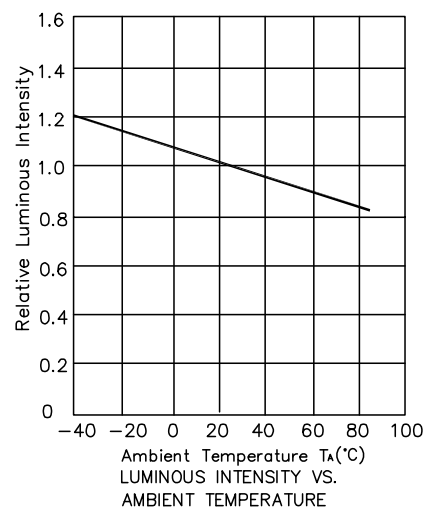
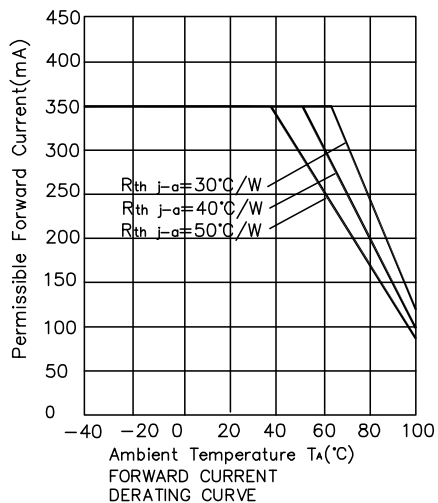
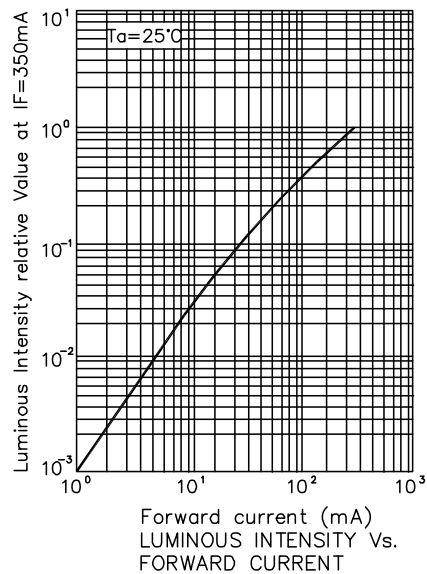
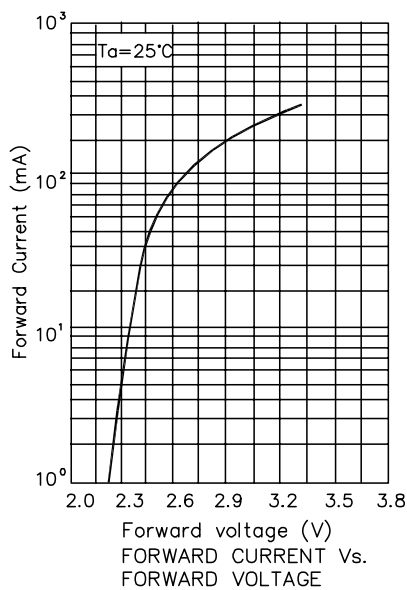
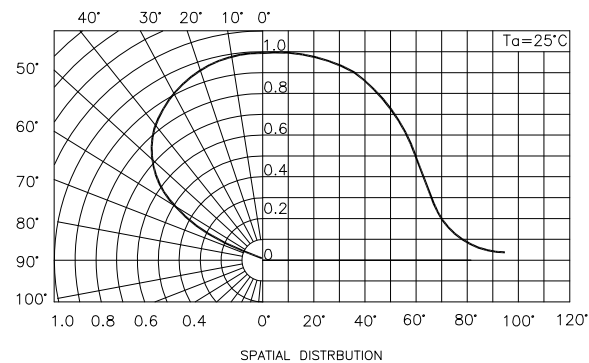
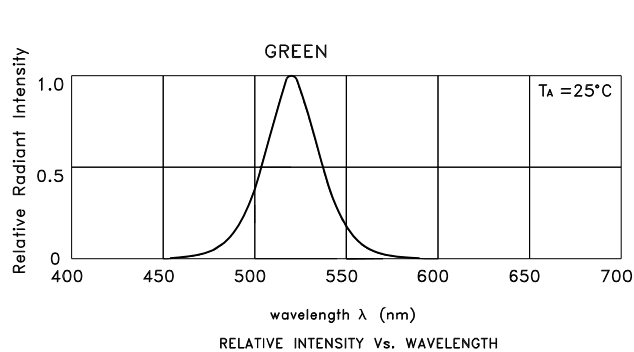
Parameter	Symbol	Value	Unit
Wavelength at peak emission IF=350mA [Typ.]	λ_{peak}	520	nm
Dominant Wavelength IF=350mA [Typ.]	λ_{dom} [1]	530	nm
Spectral bandwidth at 50% $\Phi_{\text{REL MAX}}$ IF=350mA [Typ.]	$\Delta\lambda$	35	nm
Forward Voltage IF=350mA [Min.]	VF [2]	2.7	V
Forward Voltage IF=350mA [Typ.]		3.3	
Forward Voltage IF=350mA [Max.]		3.8	
Temperature coefficient of λ_{peak} IF=350mA, -10°C \leq T \leq 100°C [Typ.]	TC λ_{peak}	0.16	nm/°C
Temperature coefficient of λ_{dom} IF=350mA, -10°C \leq T \leq 100°C [Typ.]	TC λ_{dom}	0.14	nm/°C
Temperature coefficient of VF IF=350mA, -10°C \leq T \leq 100°C [Typ.]	TCV	-2.26	mV/°C

Notes:

1. Wavelength: +/-1nm.
2. Forward Voltage: +/-0.1V.

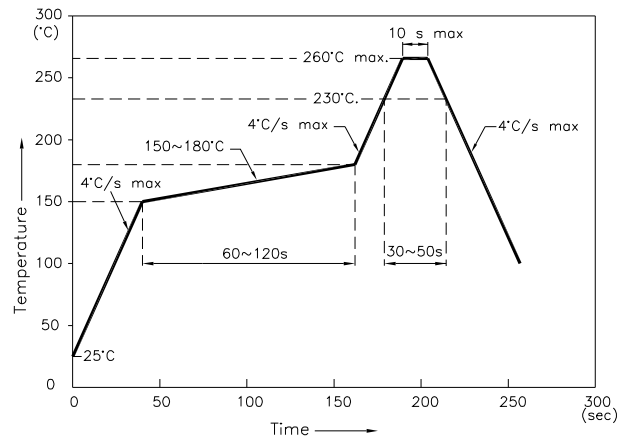
Kingbright

AA1010ZG10ZC



AA1010ZG10ZC

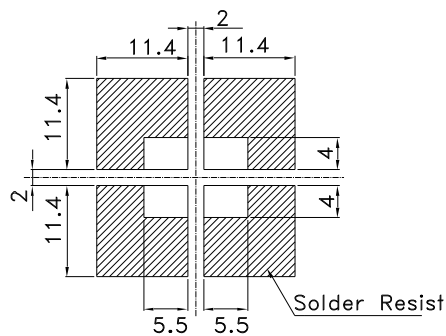
Reflow Soldering Profile For Lead-free SMT Process.



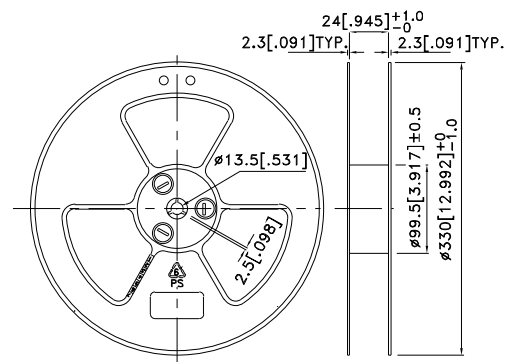
NOTES:

1. We recommend the reflow temperature 245°C(+/-5°C). The maximum soldering temperature should be limited to 260°C.
2. Don't cause stress to the epoxy resin while it is exposed to high temperature.
3. Number of reflow process shall be 2 times or less.

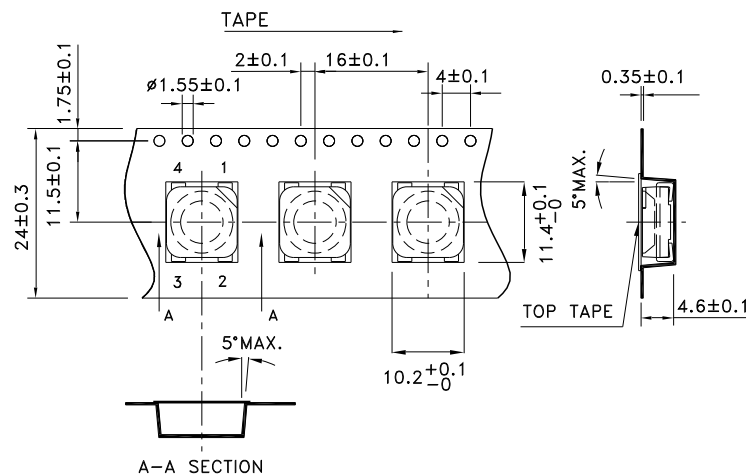
Recommended Soldering Pattern (Units : mm; Tolerance: ±0.1)



Reel Dimension

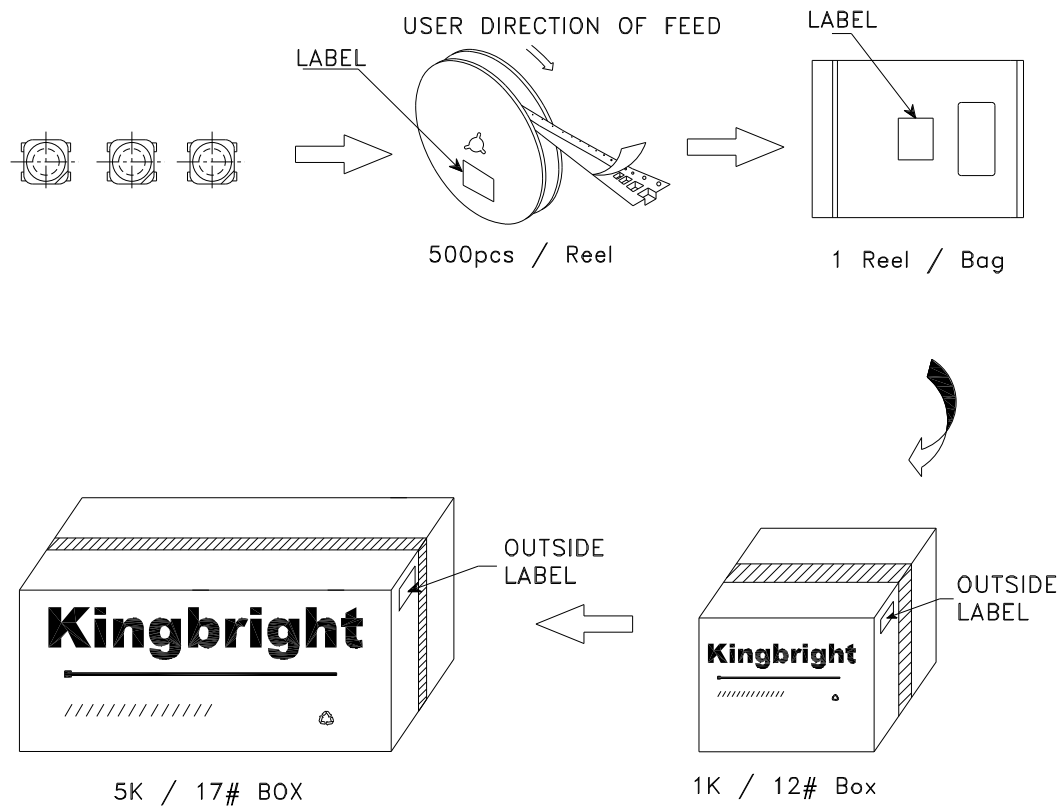



Tape Specifications (Units : mm)



PACKING & LABEL SPECIFICATIONS

AA1010ZG10ZC



Kingbright	
P/NO: AA1010XXX	
QTY: 500 pcs	Q.C. <div>Q C xx xx xxxx PASSED</div>
S/N: XXXX	
CODE: XXX	
LOT NO:	
 xxxxxxxxxxxxxxxxxxxxxxxx	
RoHS Compliant	