



SAW Components

Data Sheet B7701, Pb Free





SAW Components

B7701

Low-Loss Filter for Mobile Communication

881,5 MHz

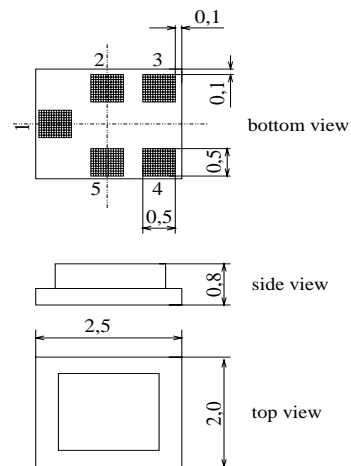
Data Sheet



Features

- Low-loss RF filter for mobile telephone AMPS system, receive path
- Low amplitude ripple
- Usable passband 25 MHz
- Unbalanced to balanced operation
- Impedance transformation from 50 Ω to 200 Ω
- Suitable for GPRS class 1 to 12
- Package for **Surface Mounted Technology (SMT)**
- Pb-Free

Chip Sized SAW Package QCS5H

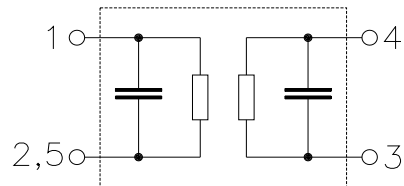


Terminals

Dimensions in mm, approx. weight 0,015g

Pin configuration

- 1 Input
- 3, 4 Balanced output
- 2, 5 Ground, to be grounded



Type	Ordering code	Marking and Package according to	Packing according to
B7701	B39881-B7701-K910	C61157-A7-A139	F61074-V8189-Z000

Electrostatic Sensitive Device (ESD)

Maximum ratings

Operable temperature range	T	- 30 / + 85	°C	Machine Model, 10 pulses peak power of GSM signal, duty cycle 4:8
Storage temperature range	T_{stg}	- 40 / + 85	°C	
DC voltage	V_{DC}	5	V	
ESD voltage	V^*_{ESD}	100*	V	
Input power at GSM850, GSM900	P_{IN}	15	dBm	
GSM1800 and GSM1900				
Tx bands				

* - acc. to JESD22-A115A (Machine Model), 10 negative & 10 positive pulses



SAW Components

B7701

Low-Loss Filter for Mobile Communication

881,5 MHz

Data Sheet



Characteristics

Operating temperature range: $T = +25\text{ °C}$
 Terminating source impedance: $Z_S = 50\ \Omega$
 Terminating load impedance: $Z_L = 200\ \Omega$

		min.	typ.	max.	
Center frequency	f_C	—	881,5	—	MHz
Maximum insertion attenuation	α_{\max}				
	869,0 ... 894,0 MHz	—	2,3	2,6	dB
Amplitude ripple (p-p)	$\Delta\alpha$				
	869,0 ... 894,0 MHz	—	0,6	1,0	dB
VSWR					
	869,0 ... 894,0 MHz	—	1,8	2,0	
Output phase balance ($\phi(S_{31}) - \phi(S_{32}) + 180^\circ$)					
	869,0 ... 894,0 MHz	-10,0	0	10,0	degree
Output amplitude balance ($ S_{31}/S_{32} $)					
	869,0 ... 894,0 MHz	-1,0	0	1,0	dB
Attenuation	α				
	0,0 ... 824,0 MHz	50,0	60,0	—	dB
	824,0 ... 849,0 MHz	35,0	40,0	—	dB
	914,0 ... 924,0 MHz	25,0	28,0	—	dB
	924,0 ... 970,0 MHz	30,0	36,0	—	dB
	970,0 ... 3000,0 MHz	50,0	70,0	—	dB
	3000,0 ... 6000,0 MHz	45,0	60,0	—	dB
Tx band suppression	α				
	824,0 ... 849,0 MHz	35,0	40,0	—	dB



SAW Components

B7701

Low-Loss Filter for Mobile Communication

881,5 MHz

Data Sheet



Characteristics

Operating temperature range: $T = -30$ to $+85$ °C
 Terminating source impedance: $Z_S = 50$ Ω
 Terminating load impedance: $Z_L = 200$ Ω

		min.	typ.	max.	
Center frequency	f_C	—	881,5	—	MHz
Maximum insertion attenuation	α_{max}	—	2,6	3,0	dB
869,0 ... 894,0 MHz					
Amplitude ripple (p-p)	$\Delta\alpha$	—	1,0	1,4	dB
869,0 ... 894,0 MHz					
VSWR		—	1,8	2,0	
869,0 ... 894,0 MHz					
Output phase balance ($\phi(S_{31}) - \phi(S_{32}) + 180^\circ$)		-10,0	0	10,0	degree
869,0 ... 894,0 MHz					
Output amplitude balance (S_{31}/S_{32})		-1,0	0	1,0	dB
869,0 ... 894,0 MHz					
Attenuation	α				
0,0 ... 824,0 MHz		50,0	60,0	—	dB
824,0 ... 849,0 MHz		35,0	40,0	—	
914,0 ... 924,0 MHz		22,0	26,0	—	dB
924,0 ... 970,0 MHz		30,0	36,0	—	
970,0 ... 3000,0 MHz		50,0	70,0	—	dB
3000,0 ... 6000,0 MHz		45,0	60,0	—	
Tx band suppression	α				
824,0 ... 849,0 MHz		35,0	40,0	—	dB



SAW Components

B7701

Low-Loss Filter for Mobile Communication

881,5 MHz

Data Sheet



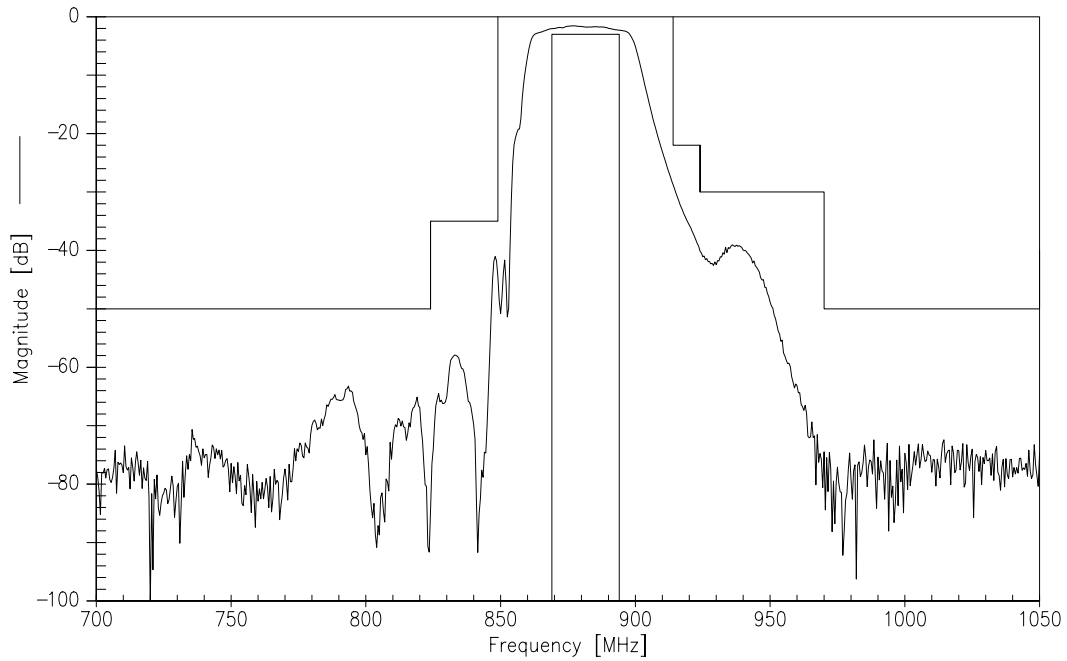
Characteristics

Operating temperature range: $T = -40$ to $+85$ °C
 Terminating source impedance: $Z_S = 50$ Ω
 Terminating load impedance: $Z_L = 200$ Ω

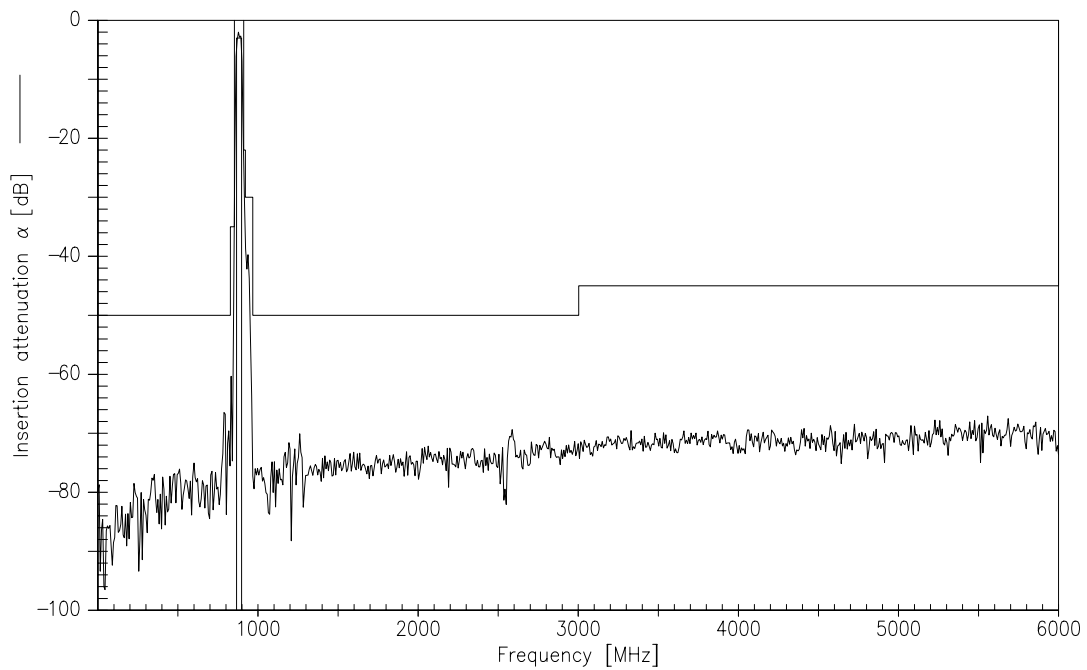
		min.	typ.	max.	
Center frequency	f_C	—	881,5	—	MHz
Maximum insertion attenuation	α_{max}	—	2,6	3,1	dB
869,0 ... 894,0 MHz					
Amplitude ripple (p-p)	$\Delta\alpha$	—	1,0	1,5	dB
869,0 ... 894,0 MHz					
VSWR		—	1,8	2,2	
869,0 ... 894,0 MHz					
Output phase balance ($\phi(S_{31}) - \phi(S_{32}) + 180^\circ$)		-10,0	0	10,0	degree
869,0 ... 894,0 MHz					
Output amplitude balance (S_{31}/S_{32})		-1,0	0	1,0	dB
869,0 ... 894,0 MHz					
Attenuation	α				
0,0 ... 824,0 MHz		50,0	60,0	—	dB
824,0 ... 849,0 MHz		35,0	40,0	—	
914,0 ... 924,0 MHz		22,0	26,0	—	dB
924,0 ... 970,0 MHz		30,0	36,0	—	
970,0 ... 3000,0 MHz		50,0	70,0	—	dB
3000,0 ... 6000,0 MHz		45,0	60,0	—	
Tx band suppression	α				
824,0 ... 849,0 MHz		35,0	40,0	—	dB



Transfer function (narrowband measurement)



Transfer function (wideband measurement)





SAW Components

B7701

Low-Loss Filter for Mobile Communication

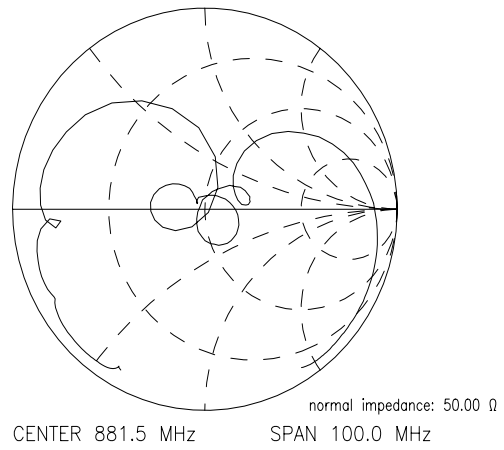
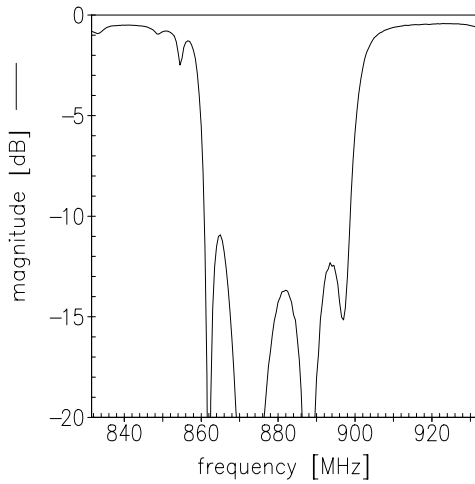
881,5 MHz

Data Sheet

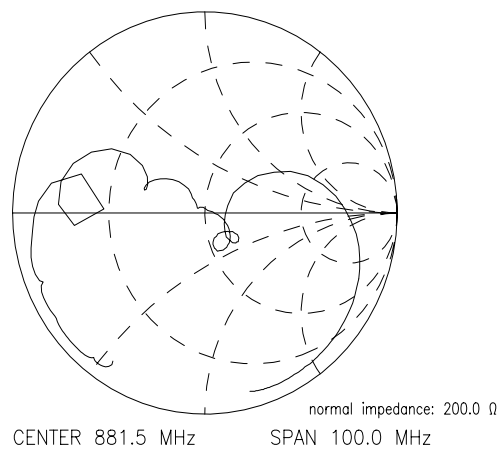
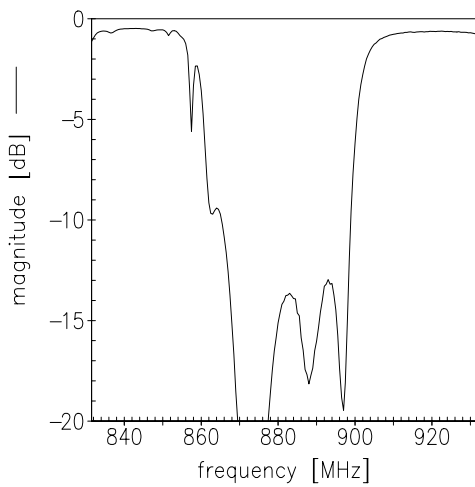


Reflection functions (measurement)

S_{11}

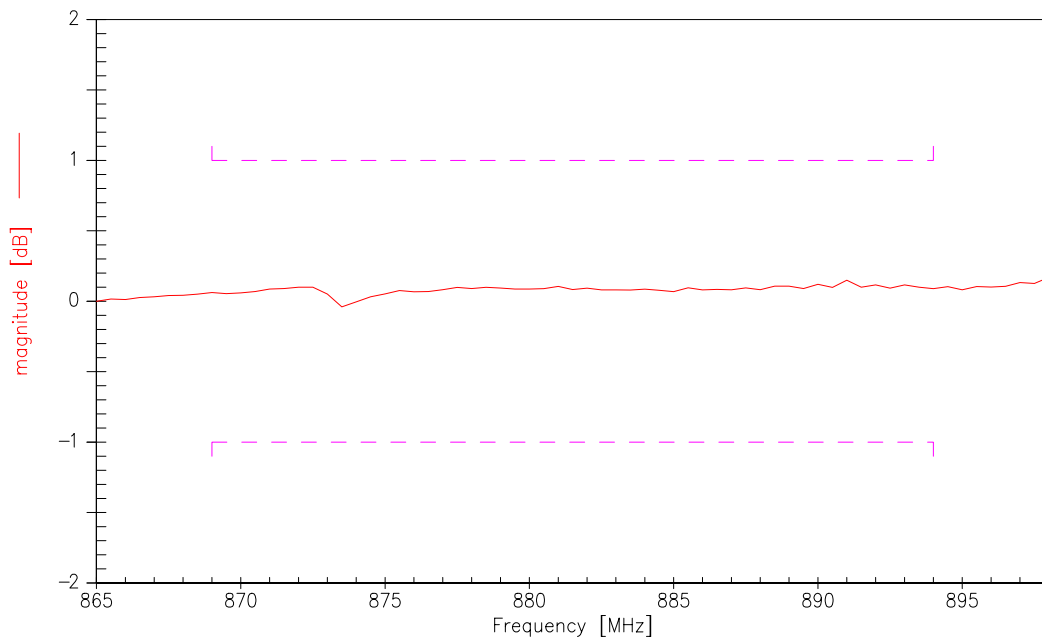


S_{22}

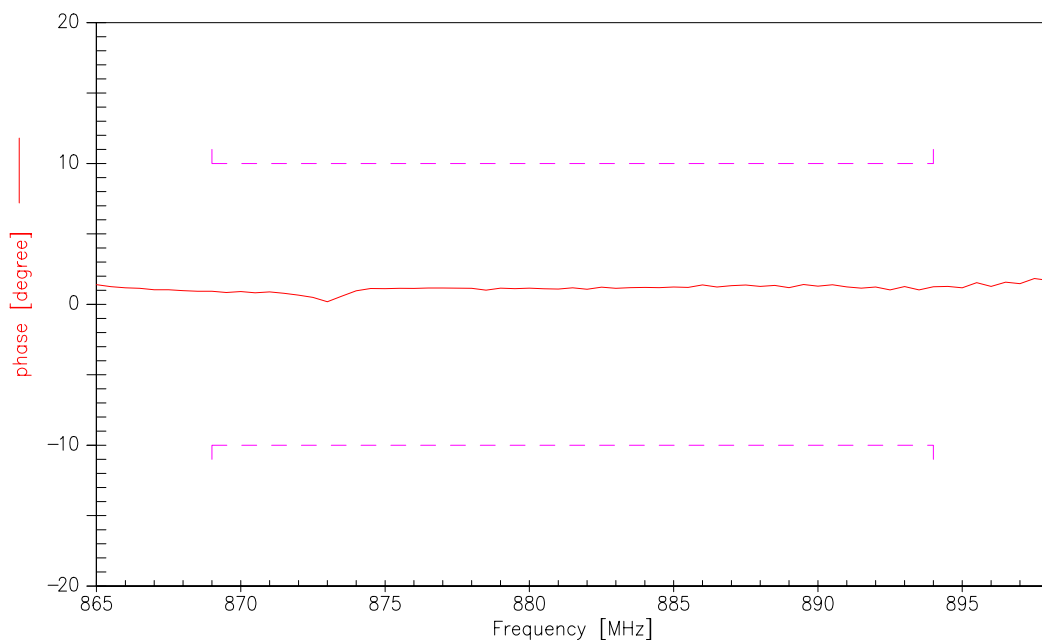




Output amplitude balance ($|S_{31}/S_{21}|$; measurement)



Output phase balance ($\phi(S_{31}) - \phi(S_{21}) + 180^\circ$; measurement)





SAW Components

B7701

Low-Loss Filter for Mobile Communication

881,5 MHz

Data Sheet



Published by EPCOS AG

Surface Acoustic Wave Components Division, SAW MC PD

P.O. Box 80 17 09, 81617 Munich, GERMANY

© EPCOS AG 2005. Reproduction, publication and dissemination of this brochure and the information contained therein without EPCOS' prior express consent is prohibited.

Purchase orders are subject to the General Conditions for the Supply of Products and Services of the Electrical and Electronics Industry recommended by the ZVEI (German Electrical and Electronic Manufacturers' Association), unless otherwise agreed.

This brochure replaces the previous edition.

For questions on technology, prices and delivery please contact the Sales Offices of EPCOS AG or the international Representatives.

Due to technical requirements components may contain dangerous substances. For information on the type in question please also contact one of our Sales Offices.