查询ASRD820供应商 捷多邦，专业PCB打样工厂，24小时加急出货



# SURFACE MOUNT STEP RECOVERY DIODE

## DESCRIPTION:

The **ASRD 800** Series of Step Recovery Diodes are Designed for Synthesiser and Sampler Applications Requiring a High Performance to Cost Ratio.

## FEATURES INCLUDE:

- Transition Time as Low as **70 pS**
- Surface Mount **SOD323** Package

## MAXIMUM RATINGS

| | |
|---|---|
| $I_F$ | 50 mA |
| $V_R$ | UP TO RATED $V_{BR}$ |
| $P_{DISS}$ | 100 mW |
| $T_J$ | -55 to +150 °C |
| $T_{STG}$ | -55 to +150 °C |
| $\theta_{JC}$ | 1.25 °C /mW |

## PACKAGE STYLE SOD- 323

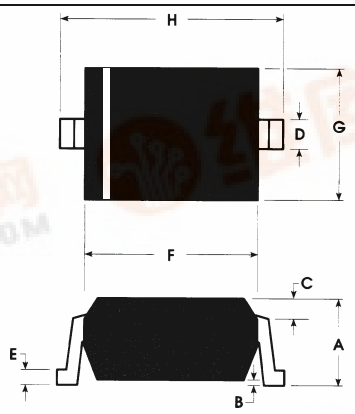


### SOD323 PACKAGE OUTLINE

| | MILLIMETERS | | INCHES | |
|---|---|---|---|---|
| | MIN | MAX | MIN | MAX |
| A | — | 1.10 | 0.034 | 0.043 |
| B | — | 0.10 | 0.003 | 0.004 |
| C | — | 0.20 | 0.006 | 0.010 |
| D | 0.25 | 0.40 | 0.010 | 0.016 |
| E | 0.08 | 0.15 | 0.003 | 0.006 |
| F | 1.60 | 1.90 | 0.063 | 0.075 |
| G | 1.15 | 1.45 | 0.045 | 0.057 |
| H | 2.30 | 2.70 | 0.094 | 0.106 |

## STATIC ELECTRICAL CHARACTERISTICS $T_C = 25\ ^oC$

| SYMBOL | TEST CONDITIONS | | | MINIMUM | TYPICAL | MAXIMUM | UNITS |
|---|---|---|---|---|---|---|---|
| $V_{BR}$ | $I_R$ = 10 µA | | ASRD 803 | 15 | | | V |
| | | | ASRD 806 | 20 | | | |
| | | | ASRD 808 | 25 | | | |
| | | | ASRD 814 | 40 | | | |
| | | | ASRD 820 | 50 | | | |
| | | | ASRD 830 | 60 | | | |
| $C_{J6}$ | $V_R$ = 6 V | f = 1 MHz | ASRD 803 | 0.2 | | 0.4 | pF |
| | | | ASRD 806 | 0.4 | | 0.8 | |
| | | | ASRD 808 | 0.5 | | 1.0 | |
| | | | ASRD 814 | 1.0 | | 1.7 | |
| | | | ASRD 820 | 1.5 | | 2.5 | |
| | | | ASRD 830 | 2.5 | | 3.5 | |



Specifications are subject to change without notice.

# SURFACE MOUNT STEP RECOVERY DIODE

**DYNAMIC ELECTRICAL CHARACTERISTICS** $T_C = 25\ ^oC$

| SYMBOL | TEST CONDITIONS | | | MINIMUM | TYPICAL | MAXIMUM | UNITS |
|---|---|---|---|---|---|---|---|
| $\tau$ | $I_F$ = 10 mA | $I_R$ = 6 mA | ASRD 803 | 8 | 10 | | **nS** |
| | | | ASRD 806 | 10 | 12 | | |
| | | | ASRD 808 | 25 | 30 | | |
| | | | ASRD 814 | 45 | 60 | | |
| | | | ASRD 820 | 55 | 70 | | |
| | | | ASRD 830 | 80 | 100 | | |
| $T_t$ | $V_R$ = 7 V | $I_F$ = 3 mA | ASRD 803 | | 70 | 85 | **pS** |
| | | | ASRD 806 | | 85 | 100 | |
| | | | ASRD 808 | | 90 | 110 | |
| | | | ASRD 814 | | 110 | 135 | |
| | | | ASRD 820 | | 200 | 250 | |
| | | | ASRD 830 | | 250 | 300 | |

**ORDERING INFORMATION:**

**ASRD 8**XXX-XX

- **TR** = TAPE & REELED (OPTIONAL)
- **D =** SOD 323
  **T =** SOT 23
- **03**
  **06**
  **08**
  **14**
  **20**
  **30**



*Specifications are subject to change without notice.*

# SURFACE MOUNT STEP RECOVERY DIODE

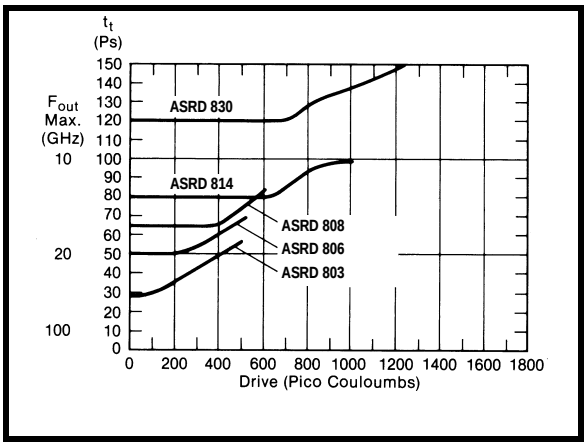


## PACKAGE STYLE SOT-23

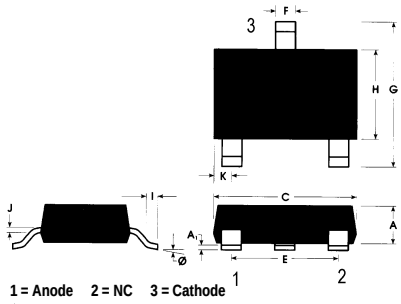


### SOT23 PACKAGE OUTLINE

| | MILLIMETERS | | INCHES | |
|---|---|---|---|---|
| | MIN | MAX | MIN | MAX |
| A | 0.79 | 1.02 | .031 | .040 |
| $A_1$ | 0.02 | 0.10 | .001 | .004 |
| C | 2.67 | 3.05 | .105 | .120 |
| E | 1.80 | 2.00 | .071 | .079 |
| F | 0.38 | 0.54 | .01 | .021 |
| G | 2.10 | 2.50 | .083 | .098 |
| H | 1.20 | 1.40 | .047 | .055 |
| I | 0.13 | 0.25 | .005 | .010 |
| J | 0.089 | 0.15 | .0035 | .0059 |
| K | 0.44 | 0.55 | .017 | .022 |
| Ø | 0 | 8 | 0 | 0 |



*Specifications are subject to change without notice.*