

GaAs IC SPDT Switch Low Loss Reflective DC–10 GHz



AS018R2-01, AS018R2-10

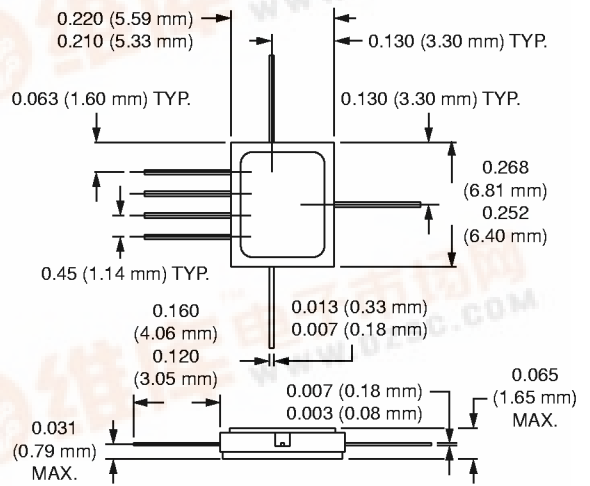
Features

- Broadband DC–10 GHz
- Reflective, Short
- 7 Lead Hermetic Package
- Capable of Meeting MIL-STD Requirements⁶

Description

The AS018R2-01 is a GaAs IC FET SPDT reflective switch. This device is ideal for microstrip applications and has optimum broadband performance, since all leads are RF isolated. This product is useful as a modulator and switch in high reliability and commercial applications. The AS018R2-10 is the gullwing version of this device for surface mount applications.

-01



Electrical Specifications at 25°C

Parameter ¹	Frequency ⁵	Min.	Typ.	Max.	Unit
Insertion Loss ²	DC–2.0 GHz		1.3	1.5	dB
	DC–4.0 GHz		1.7	2.0	dB
	DC–8.0 GHz		2.1	2.5	dB
	DC–10.0 GHz		2.5	3.0	dB
Isolation	DC–2.0 GHz	45	55		dB
	DC–4.0 GHz	40	48		dB
	DC–8.0 GHz	30	38		dB
	DC–10.0 GHz	25	33		dB
VSWR ³	DC–2.0 GHz		1.2:1	1.4:1	
	DC–4.0 GHz		1.3:1	1.5:1	
	DC–8.0 GHz		1.5:1	1.8:1	
	DC–10.0 GHz		1.7:1	2.0:1	

Operating Characteristics at 25°C

Parameter	Condition	Frequency	Min.	Typ.	Max.	Unit
Switching Characteristics	Rise, Fall (10/90% or 90/10% RF)			3		ns
	On, Off (50% CTL to 90/10% RF)			6		ns
	Video Feedthru ⁴			20		mV
Input Power for 1 dB Compression	0/-5 V	0.5–10 GHz		24		dBm
		0.001 GHz		16		dBm
Intermodulation Intercept Point (IP3)	For Two-tone Input Power 13 dBm	0.5–10 GHz		46		dBm
		0.001 GHz		35		dBm
Control Voltages	V _{Low} = 0 to -0.2 V @ 20 μA Max. V _{High} = -3 V to -6 V @ 200 μA Max.					

1. All measurements made in a 50 Ω system, unless otherwise specified.

2. Insertion loss changes by 0.003 dB/°C.

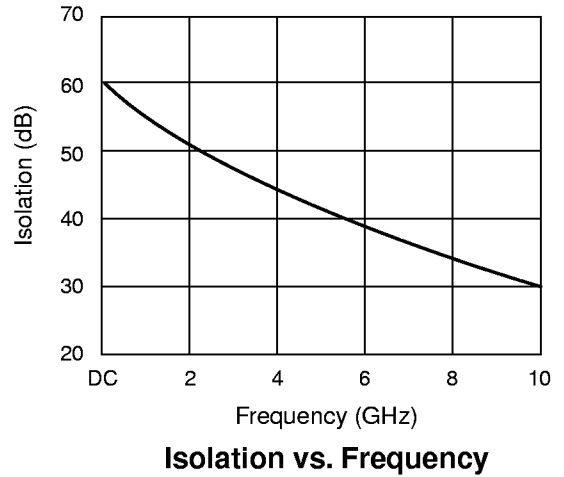
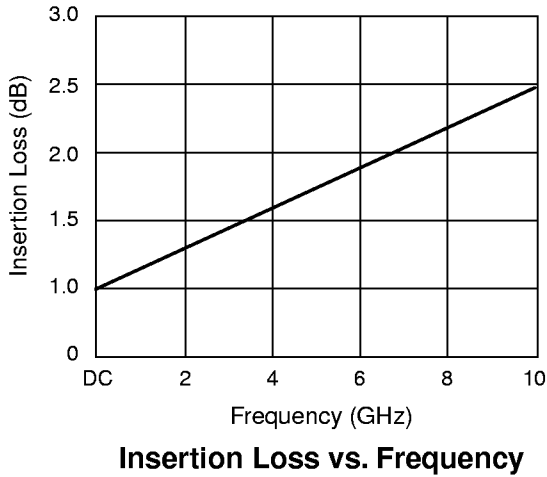
3. Insertion loss state.

4. Video feedthru measured with 1 ns risetime pulse and 500 MHz bandwidth.

5. DC = 300 kHz.

6. See Quality/Reliability section.

Typical Performance Data



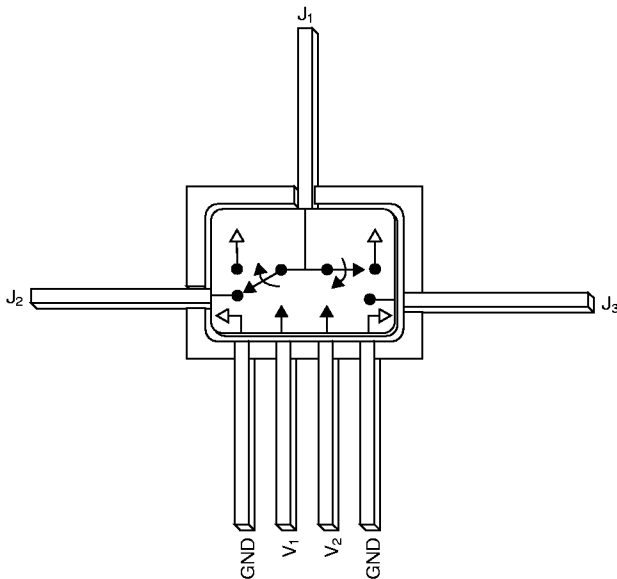
Truth Table

V ₁	V ₂	J ₁ –J ₂	J ₁ –J ₃
0	-5	Isolation	Insertion Loss
-5	0	Insertion Loss	Isolation

Absolute Maximum Ratings

Characteristic	Value
RF Input Power (RF In)	1 W
Control Voltage (V _C)	+0.2 V, -7.0 V
Operating Temperature (T _{OP})	-55°C to +125°C
Storage Temperature (T _{ST})	-65°C to +150°C
Thermal Resistance (Θ _{JC})	83°C/W

Pin Out



-10

