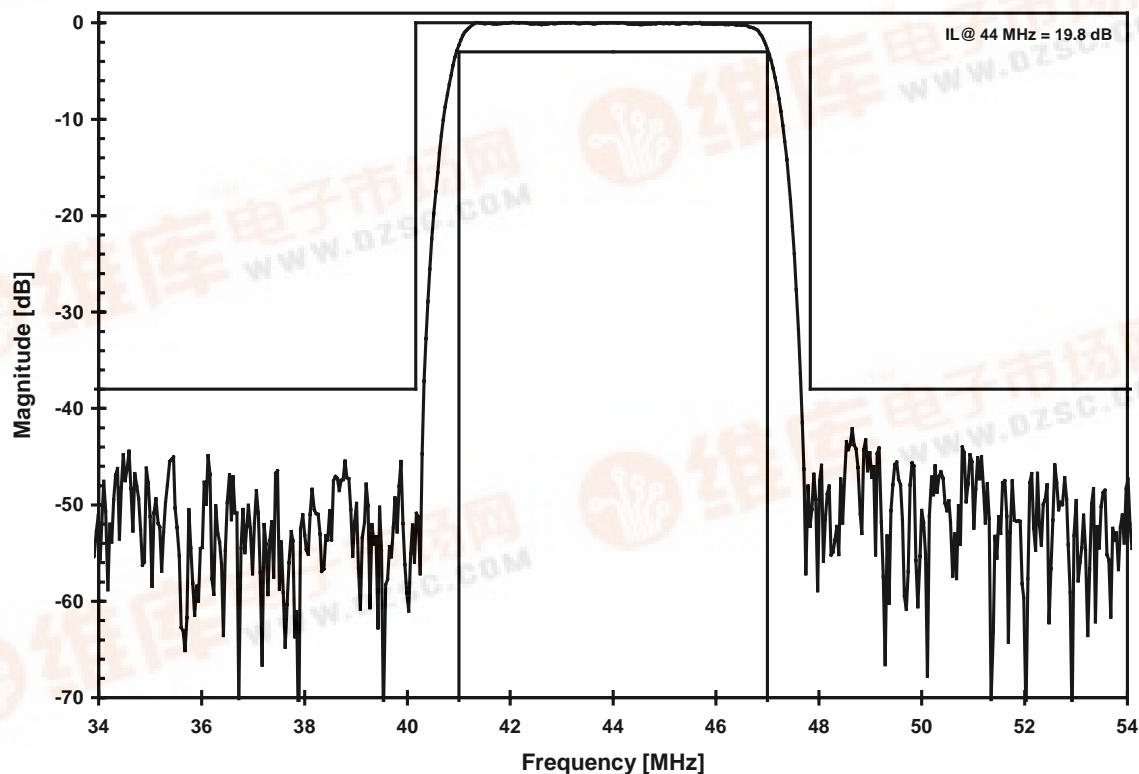


Electrical Specifications

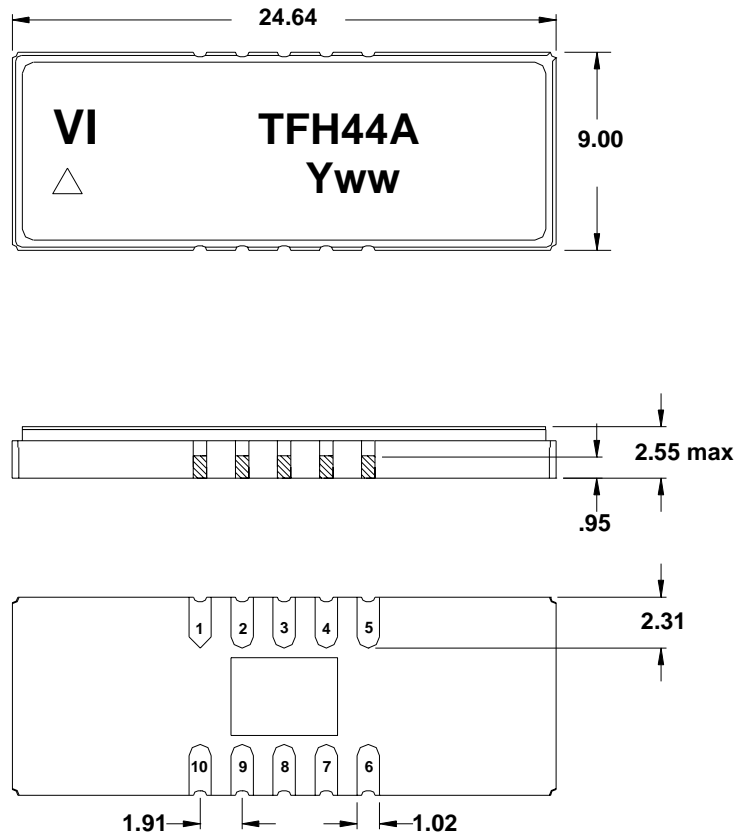
Parameter	Min	Typical	Max	Units	Notes
Center Frequency		44		MHz	
Insertion Loss		19.8	21.0	dB	1
Passband Variation		0.34	0.6	dB	2
Group Delay Variation		58	75	nsec	3
Phase Linearity		1.85	3.0	Deg p-p	4
Bandwidth @ 3 dB	6.000	6.070		MHz	1
Bandwidth @ 38 dB		7.335	7.670	MHz	1
Lower 3 dB Band Edge		40.965	41.000	MHz	1
Upper 3 dB Band Edge	47.000	47.035		MHz	1
Lower 38 dB Band Edge	40.165	40.328		MHz	1
Upper 38 dB Band Edge		47.663	47.835	MHz	1
Temperature Coefficient		-75		ppm/°C	
Operating Temperature		25		°C	

- 1) Measured (Referenced) at 44 MHz.
- 2) Measured as the delta between maximum and minimum level across 44 +/- 2.5 MHz (41.5 to 46.5 MHz).
- 3) Measured as the delta between maximum and minimum level across 44 +/- 2.1 MHz (41.9 to 46.1 MHz).
Measured with a smoothing aperture of 78.75 KHz.
- 4) Measured as the delta between maximum and minimum level across 44 +/- 2.1 MHz (41.9 to 46.1 MHz).

Typical Response Curve



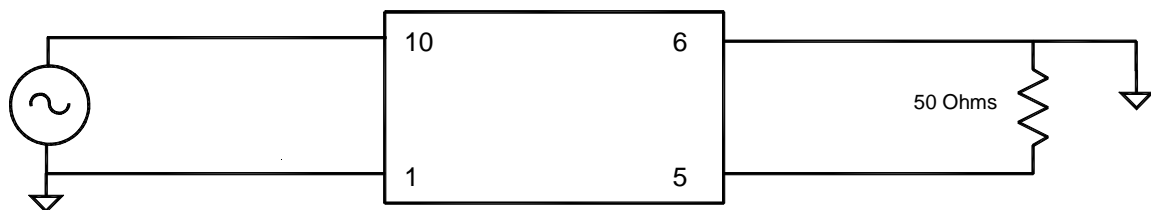
Package Details



Pin Configuration

- Input: 10
- Input Return: 1
- Output: 5
- Output Return: 6
- Ground: 2,3,4,7,8,9

Matching Network



Single Ended Input and Output
Source / Load Impedance 50Ω
No external tuning is required for this device.