

Features

- Available in E6 series
- Low unit height of 1.8 mm
- High current
- RoHS compliant*

Applications

- Input/output of DC/DC converters
- Power supplies for:
 - Portable communication equipment
 - Camcorders
 - LCD TVs
 - Car radios

SRR0618 Series - Shielded Power Inductors

Electrical Specifications

Bourns Part No.	Inductance 100kHz		Q Ref.	Test Frequency (kHz)	SRF Nom. (MHz)	RDC Max. (Ω)	I rms Typ. (A)	I sat Typ. (A)
	(μH)	Tol. %						
SRR0618-2R2ML	2.2	± 20	30	100	95	0.05	1.70	2.10
SRR0618-3R3ML	3.3	± 20	30	100	70	0.07	1.40	1.75
SRR0618-4R7ML	4.7	± 20	30	100	65	0.10	1.05	1.45
SRR0618-6R8ML	6.8	± 20	30	100	50	0.15	0.95	1.18
SRR0618-100ML	10.0	± 20	30	100	45	0.22	0.82	0.98
SRR0618-150ML	15.0	± 20	30	100	35	0.31	0.60	0.76
SRR0618-220ML	22.0	± 20	30	100	25	0.46	0.47	0.60
SRR0618-330ML	33.0	± 20	30	100	22	0.68	0.43	0.53
SRR0618-470ML	47.0	± 20	30	100	20	1.10	0.36	0.44
SRR0618-680ML	68.0	± 20	30	100	15	1.50	0.30	0.37
SRR0618-101ML	100.0	± 20	30	100	13	2.30	0.23	0.27

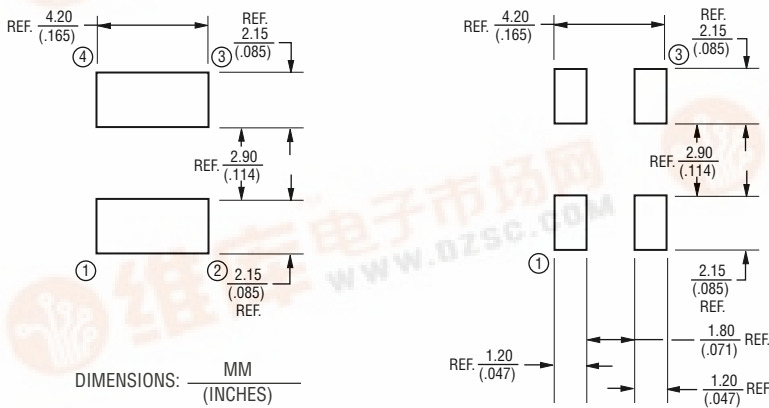
General Specifications

Test Voltage0.1 Volt
 Reflow Soldering230 °C, 50 sec max.
 Operating Temperature...-40 °C to +125 °C
 (Temperature rise included)
 Storage Temperature...-40 °C to +125 °C
 Resistance to Soldering Heat
260 °C for 10 sec.

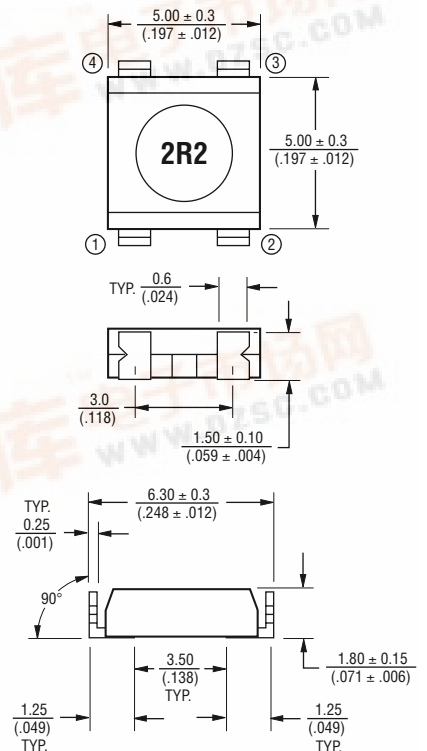
Materials

Core Material.....Ferrite DR
 WireEnamelled Copper
 BaseFerrite Core
 Terminal.....Cu/Ni/Sn
 Rated Current...Ind. drop 50 % typ at I sat
 Temperature Rise .40 °C max at rated I rms
 Packaging.....800 pcs. per reel

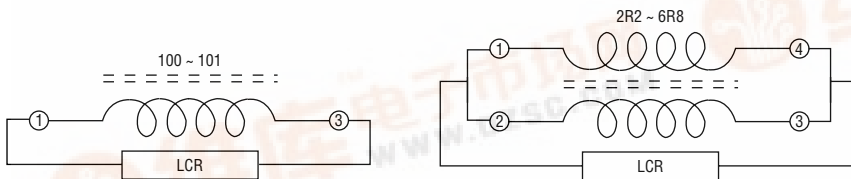
Recommended Layout



Product Dimensions



Electrical Schematic



SRR0618 Series - Shielded Power Inductors

BOURNS®

Packaging Specifications

