



Features

- Shielded construction
- Unit height of 3.7 mm
- Inductance range: 0.1 μ H to 6.8 μ H
- Current up to 43 A
- Lead free
- RoHS compliant*

Applications

- Input/output of DC/DC converters
- Power supplies for:
 - Portable communications equipment
 - Camcorders
 - LCD TVs
 - Car audio systems

SRP1235 Series - Shielded Power Inductors

Electrical Specifications

Bourns Part No.	Inductance L (μ H)	I rms (A)	I sat (A)	DCR (m Ω) max.
SRP1235-R10M	0.10	43.0	56	0.96
SRP1235-R15M	0.15	41.0	50	1.2
SRP1235-R22M	0.22	38.5	50	1.3
SRP1235-R33M	0.33	36.5	50	1.5
SRP1235-R47M	0.47	32.0	44	2.0
SRP1235-R60M	0.60	29.0	42	2.5
SRP1235-R68M	0.68	28.0	40	2.5
SRP1235-R82M	0.82	25.0	38	3.0
SRP1235-1R0M	1.00	24.0	36	3.5
SRP1235-1R5M	1.50	19.0	28	5.5
SRP1235-1R8M	1.80	16.5	24	7
SRP1235-2R2M	2.20	16.0	20	8
SRP1235-3R3M	3.30	12.0	18	12
SRP1235-4R7M	4.70	10.0	16	15
SRP1235-5R6M	5.60	10.0	14	18
SRP1235-6R8M	6.80	9.0	13	22

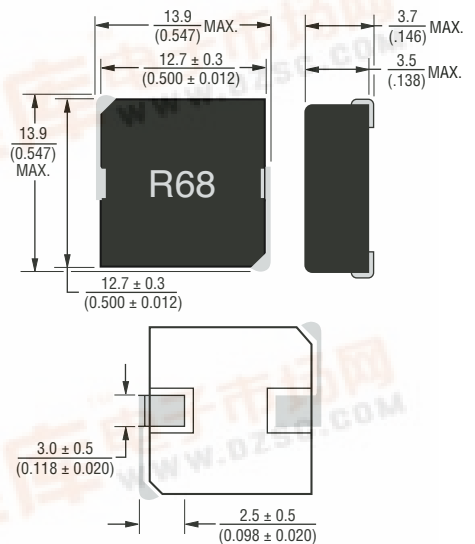
General Specifications

Test Voltage.....0.25 V
 Test Frequency100 KHz
 Reflow Soldering.....230 °C; 50 sec max.
 Operating Temperature...-55 °C to +150 °C
 (Temperature rise included)
 Storage Temperature...-55 °C to +150 °C
 Resistance to Soldering Heat
+260 °C for 10 sec.

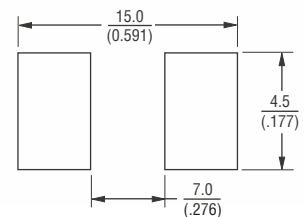
Materials

Core.....Ferrite
 Wire.....Enameled copper
 Terminal.....Cu/Sn
 Rated Current.....Ind. drops 20 % at I sat
 Temperature Rise.....40 °C at rated I rms
 Packaging600 pcs. per 13-inch reel

Product Dimensions

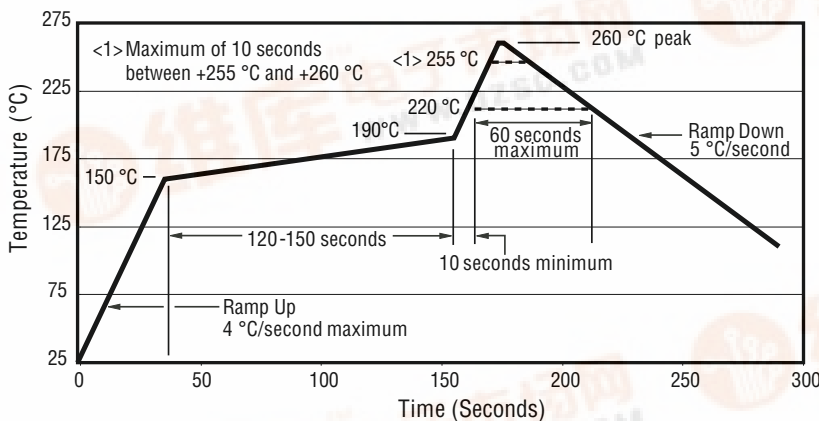


Recommended Layout

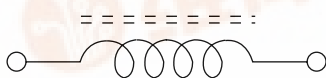


DIMENSIONS: MM (INCHES)

Soldering Profile



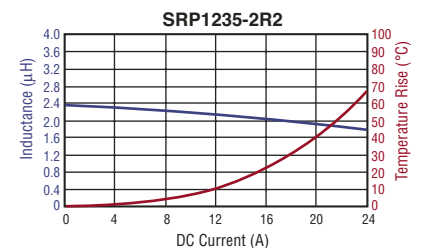
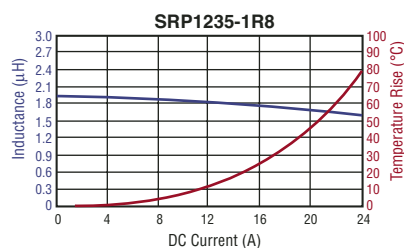
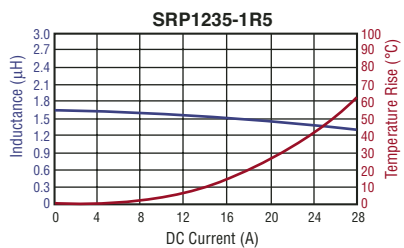
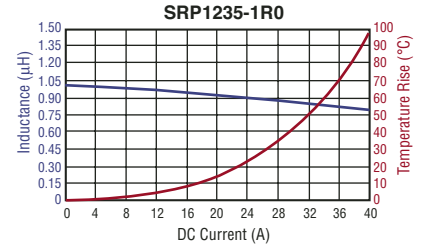
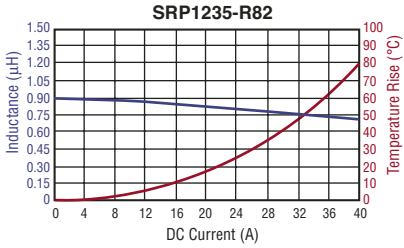
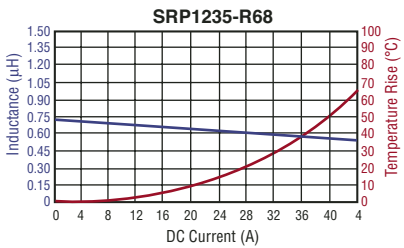
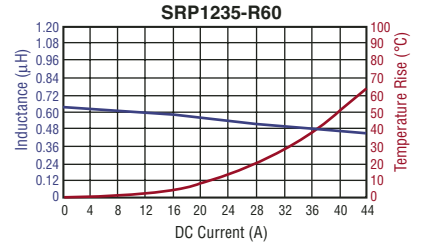
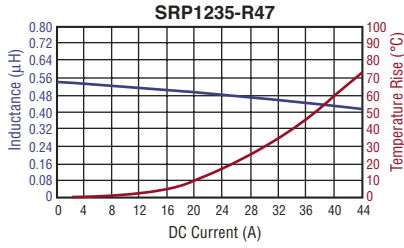
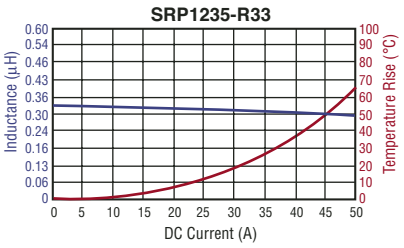
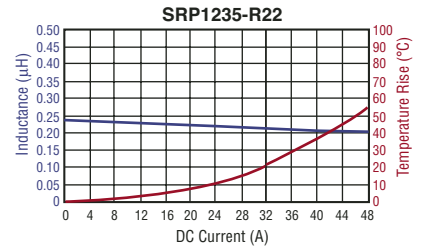
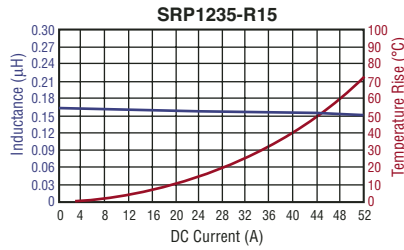
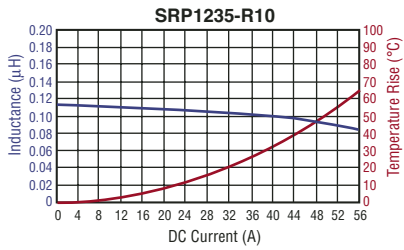
Electrical Schematic



SRP1235 Series - Shielded Power Inductors

BOURNS®

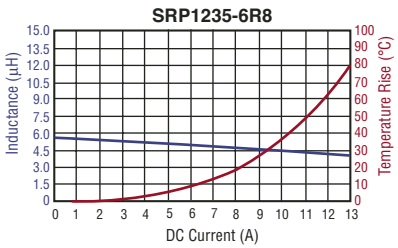
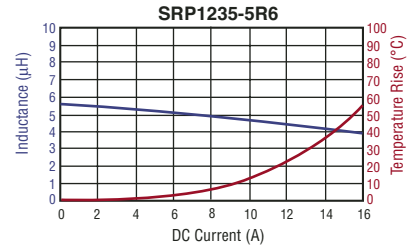
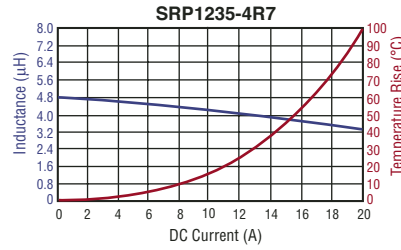
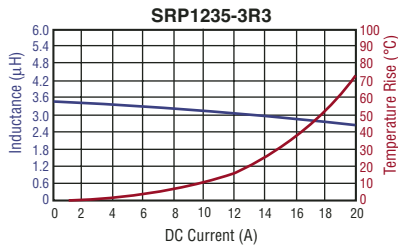
L vs. I Charts



SRP1235 Series - Shielded Power Inductors

BOURNS®

L vs. I Charts



Packaging Specifications

