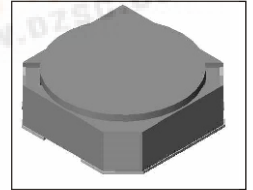


SMT Power Inductor

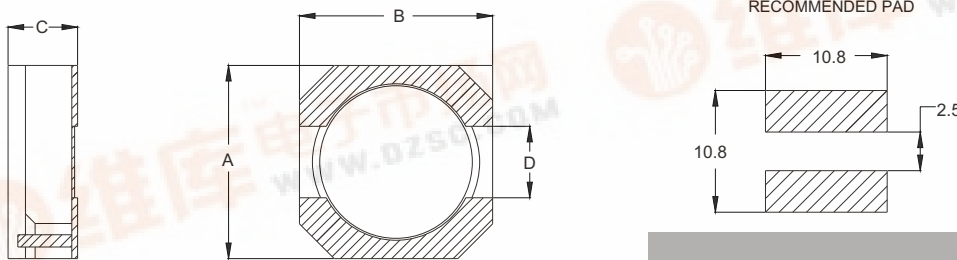
SIL104 Type

Features

- Low profile (4.0mm max. height) SMD type.
- Magnetically shielded, suitable for high density mounting.
- High energy storage and low DCR.
- Provided with embossed carrier tape packing.
- Ideal for power source circuits, DC-DC converter, DC-AC inverters inductor application.
- In addition to the standard versions shown here, custom inductors are available to meet your exact requirements.



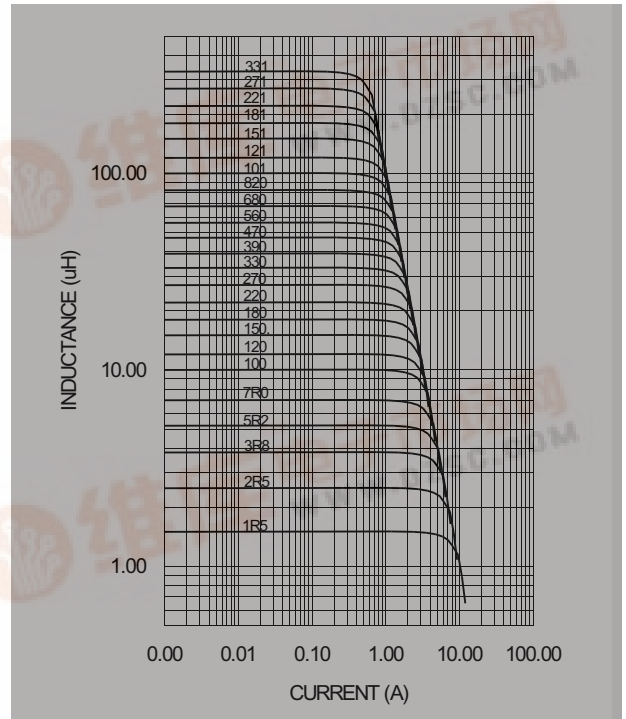
Mechanical Dimension:



UNIT:mm/inch
 A = 10.0±0.3/0.394±0.112
 B = 10.0±0.3/0.394±0.112
 C = 4.0/0.157 Max.
 D = 3.0±0.1/0.118±0.004

Electrical Characteristics: At 25°C: 100KHz, 0.1V

PART NO.	L ¹ (uH)	DCR (Ω) MAX	I _{RATED} ² (Adc)
SIL104 - 1R5	1.5	0.0081	10.0
SIL104 - 2R5	2.5	0.0100	7.5
SIL104 - 3R8	3.8	0.0130	6.0
SIL104 - 5R2	5.2	0.0220	5.5
SIL104 - 7R0	7.0	0.0270	4.8
SIL104 - 100	10	0.0350	4.4
SIL104 - 150	15	0.0500	3.6
SIL104 - 220	22	0.0730	2.9
SIL104 - 330	33	0.0930	2.3
SIL104 - 470	47	0.1280	2.1
SIL104 - 680	68	0.2130	1.5
SIL104 - 101	100	0.3040	1.35
SIL104 - 151	150	0.5060	1.15
SIL104 - 221	220	0.7560	0.92
SIL104 - 331	330	1.0900	0.70



1. Tolerance of inductance
1.5~330uH±30%
2. I_{RATED}: rated current. ΔL<35%, ΔT<45°C at I_{RATED}
3. Operating temperature: -20°C to 105°C (including self-temperature rise)

