



225-125 6198



D-SUB 9 WAY

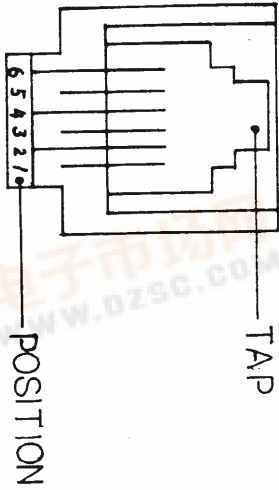


D-SUB 15 WAY



D-SUB 25 WAY

POSITIONS WHILE THE TAP ON THE TOP



POSITION

POSITION NO.	WIRING COLOR	
	6C-I	6C-II
1	BLUE	ORANGE
2	YELLOW	BLACK
3	GREEN	RED
4	RED	GREEN
5	BLACK	YELLOW
6	WHITE	BROWN

(N.S.) W.E. STANDARD

REMARK: THE SAME JACKS AND WIRING COLOR CODES WERE ADAPTED TO D-SUB 9, 15 AND 25 WAY PER ATTACHED PICTURE.

222



Touch Power Prod. Co., Ltd.

RJ11/9(M OR F)-6C  
RJ11/15(M OR F)-6C  
RJ11/25(M OR F)-6C

TITLE

REVISIONS

DRAWN BY

ENGINEER BY

SCALE

DRAWING NO.

REVISIONS

JC

DESCRIPTION

DATE

APPROVED BY

APPROVAL

DATE

3 0 2

TOLERANCES

MODULAR JACK TO

TSY

APPROVAL

DATE

02-15-90

Sheet

RS232 ADAPTOR

CHECKED BY

APPROVAL

DATE

02-15-90

Sheet

MALE OR FEMALE


CHECKED BY

APPROVAL


DATE

02-15-90


Sheet




D-SUB 9 WAY



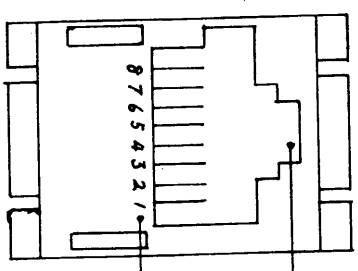
D-SUB 15 WAY



D-SUB 25 WAY



POSITIONS WHILE THE TAP ON THE TOP



TAP  
POSITION

POSITION NO.	WIRING COLOR	
	8C-I	8C-II
1	BROWN	BLUE
2	WHITE	ORANGE
3	GREEN	BLACK
4	YELLOW	RED
5	BLACK	GREEN
6	RED	YELLOW
7	BLUE	BROWN
8	ORANGE	GREY

NORMAL S. AT&T 258A

REMARK:  
THE SAME JACKS AND WIRING  
COLOR CODES WERE ADAPTED  
TO D-SUB 9, 15 AND 25 WAY  
PER ATTACHED PICTURE.



*Texas Power and Light Co. Ltd*

RJ45/9 (M OR F) -8C  
RJ45/15 (M OR F) -8C  
RJ45/25 (M OR F) -8C

TITLE

REVISIONS

DESCRIPTION  
MODULAR JACK  
TO ADAPTOR MALE  
OR FEMALE

DATE APPROVED BY

DRAWN BY *Tony*

ENGINEER BY

SCALE

DRAWING NO. 301

REVISIONS

JOB NO.

CHECKED BY APPROVAL

DATE 02-15-90

TOLERANCES

UNIT

223