

ECM Radial Leaded Inductors

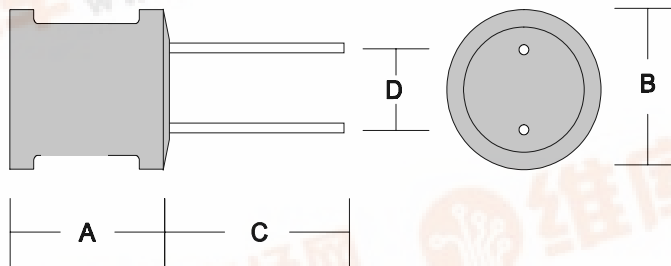
PK Series

- Radial Bobbin
- 7 Standard Core Sizes
- Fixed Pin Construction
- Low PCB Area Required
- Typical Pack Size 2000pcs



The PK range of radial peaking coils from ECM are available in many sizes and configurations, the details on this page are only intended as a guide to the general performance of the range. PK0406 and PK0608 are available taped in lots of 3000pcs for auto insertion with the PKB types all having hard wire pins for the same purpose. Customers specifications are also welcome.

COMPONENT OUTLINE




INDUCTANCE RANGE AND DIMENSIONS

ECM Type	Inductance Range	A (mm)	B	C	D	Pin Dia.
PK0406	1.0uH ~ 25mH	8.0	5.0	15.0	2.5	0.55
PK0608	1.2mH ~ 150mH	10.0	7.0	15.0	3.0	0.65
PK0810	1.0mH ~ 8.2mH	12.0	9.0	15.0	5.0	0.65
PK1012	10mH ~ 100mH	15.0	12.0	15.0	6.0	0.80
PKB0804*	100uH ~ 15mH	8.9	10.0	4.0	5.0	0.70
PKB0809*	100uH ~ 36mH	14.0	10.0	4.0	5.0	0.70
PKB0865*	1.0uH ~ 470uH	11.5	10.0	4.0	5.0	0.70

* PKB types feature 0.7mm dia. hard wire pins



ECM Radial Leaded Inductors




ECM Part	L (μH)	Tol %	Q Min. (**MHz)	SRF Min. (MHz)	R_{DC} MAX (Ω)	I_{DC} I_N (mA)
-----------------	----------------------------------	------------------	---------------------------	-------------------------------	---	--

PK0406 Series

PK0406-1R0	1.0 @25.2 MHz	M	130	120	0.04	2000
PK0406-1R2	1.2 @7.96 MHz	M	100	120	0.05	1950
PK0406-1R5	1.5 @7.96 MHz	M	100	120	0.07	1900
PK0406-1R8	1.8 @7.96 MHz	M	100	120	0.11	1800
PK0406-2R2	2.2 @7.96 MHz	M	100	100	0.12	1750
PK0406-2R7	2.7 @7.96 MHz	M	100	80	0.12	1680
PK0406-3R3	3.3 @7.96 MHz	M	100	75	0.13	1500
PK0406-3R9	3.9 @7.96 MHz	M	100	70	0.13	1450
PK0406-4R7	4.7 @7.96 MHz	M	100	50	0.14	1320
PK0406-5R6	5.6 @7.96 MHz	M	100	45	0.14	1230
PK0406-6R8	6.8 @7.96 MHz	M	100	30	0.15	1150
PK0406-8R2	8.2 @7.96 MHz	M	100	22	0.16	1100
PK0406-100	10 @7.96 MHz	M	80	20	0.23	1000
PK0406-120	12 @2.52 MHz	K	80	17	0.24	970
PK0406-150	15 @2.52 MHz	K	80	16	0.25	920
PK0406-180	18 @2.52 MHz	K	80	12	0.33	860
PK0406-220	22 @2.52 MHz	K	80	10	0.45	800
PK0406-270	27 @2.52 MHz	K	80	9.5	0.50	710
PK0406-330	33 @2.52 MHz	K	80	8.7	0.70	660
PK0406-390	39 @2.52 MHz	K	70	8.2	0.74	600
PK0406-470	47 @2.52 MHz	K	70	7.8	0.76	550
PK0406-560	56 @2.52 MHz	K	50	7.6	0.80	500
PK0406-680	68 @2.52 MHz	K	50	6.8	0.90	470
PK0406-820	82 @2.52 MHz	K	50	6.0	0.95	430
PK0406-101	100 @0.796 MHz	K	45	6.0	1.00	400
PK0406-121	120 @0.796 MHz	K	45	4.2	1.10	370
PK0406-151	150 @0.796 MHz	K	65	3.6	1.30	350
PK0406-181	180 @0.796 MHz	K	65	2.8	1.50	320
PK0406-221	220 @0.796 MHz	K	65	2.4	1.80	300
PK0406-271	270 @0.796 MHz	K	50	2.2	1.90	275
PK0406-331	330 @0.796 MHz	K	50	2.0	2.20	250
PK0406-391	390 @0.796 MHz	K	50	1.7	2.70	220
PK0406-471	470 @0.796 MHz	K	50	1.5	3.60	200
PK0406-561	560 @0.796 MHz	K	50	1.3	4.20	190
PK0406-681	680 @0.796 MHz	K	50	1.1	4.60	170
PK0406-821	820 @0.796 MHz	K	50	1.0	5.70	155
PK0406-102	1000 @0.252 MHz	K	90	0.9	6.70	150
PK0406-122	1200 @0.252 MHz	K	90	0.8	8.20	140
PK0406-152	1500 @0.252 MHz	K	80	0.8	13.00	120
PK0406-182	1800 @0.252 MHz	K	80	0.8	15.00	110
PK0406-222	2200 @0.252 MHz	K	80	0.8	17.00	100
PK0406-272	2700 @0.252 MHz	K	80	0.8	19.00	90

TOLERANCES J=5%; K= 10%.

ECM Radial Leaded Inductors



** = Test Frequency as specified in 'L' column

ECM Part	L (mH)	Tol %	Q Min. (**MHz)	SRF Min. (MHz)	R_{DC} MAX (Ω)	I_{DC} I_N (mA)
-----------------	---------------	--------------	-----------------------	-----------------------	-------------------------------	--


PK0406 Series continued...

PK0406-332	3.3 @0.252 MHz	K	70	0.7	26.00	83
PK0406-392	3.9 @0.252 MHz	K	70	0.6	30.00	76
PK0406-472	4.7 @0.252 MHz	K	65	0.6	45.00	70
PK0406-562	5.6 @0.252 MHz	K	65		48.00	62
PK0406-682	6.8 @0.252 MHz	K	65		56.00	56
PK0406-822	8.2 @0.252 MHz	K	65		62.00	52
PK0406-103	10 @0.079 MHz	K	45		72.00	47
PK0406-123	12 @0.079 MHz	K	45		80.00	40
PK0406-153	15 @0.079 MHz	K	45		120.00	35
PK0406-183	18 @0.079 MHz	K	45		135.00	30
PK0406-223	22 @0.079 MHz	K	45		160.00	24
PK0406-253	25 @0.079 MHz	K	45		180.00	20

PK0608 Series

PK0608-122	1.2 @0.252 MHz	K	70		3.50	120
PK0608-152	1.5 @0.252 MHz	K	70		4.50	100
PK0608-182	1.8 @0.252 MHz	K	70		5.00	100
PK0608-222	2.2 @0.252 MHz	K	70		6.20	90
PK0608-272	2.7 @0.252 MHz	K	70		7.20	90
PK0608-332	3.3 @0.252 MHz	K	70		10.50	60
PK0608-392	3.9 @0.252 MHz	K	70		11.70	60
PK0608-472	4.7 @0.252 MHz	K	70		13.60	60
PK0608-562	5.6 @0.252 MHz	K	70		16.60	50
PK0608-682	6.8 @0.252 MHz	K	70		19.60	50
PK0608-822	8.2 @0.252 MHz	K	70		25.20	40
PK0608-103	10 @0.079 MHz	K	70		29.50	40
PK0608-123	12 @0.079 MHz	K	70		33.80	40
PK0608-153	15 @0.079 MHz	K	70		45.40	30
PK0608-183	18 @0.079 MHz	K	70		50.40	30
PK0608-223	22 @0.079 MHz	K	70		60.00	30
PK0608-303	30 @0.079 MHz	K	70		91.50	20
PK0608-333	33 @0.079 MHz	K	70		98.50	20
PK0608-393	39 @0.079 MHz	K	70		140.00	15
PK0608-473	47 @0.079 MHz	K	70		160.00	15
PK0608-503	50 @0.079 MHz	K	70		170.00	15
PK0608-563	56 @0.079 MHz	K	70		180.00	15
PK0608-683	68 @0.079 MHz	K	50		280.00	15
PK0608-823	82 @0.079 MHz	K	50		310.00	10
PK0608-104	100 @0.025 MHz	K	30		380.00	10
PK0608-124	120 @0.025 MHz	K	30		430.00	10
PK0608-154	150 @0.025 MHz	K	30		520.00	10

ECM Radial Leaded Inductors



TOLERANCES J=5%; K= 10%.

** = Test Frequency as specified in 'L' column

ECM Part	L (mH)	Tol %	Q Min. (**MHz)	SRF Min. (MHz)	R _{DC} MAX (Ω)	I _{DC} I _N (mA)
----------	--------	-------	----------------	----------------	-------------------------	-------------------------------------

PK0810 Series

PK0810-102	1.0 @0.252 MHz	K	65	1.4	6.00	450
PK0810-122	1.2 @0.252 MHz	K	140	1.2	6.00	450
PK0810-152	1.5 @0.252 MHz	K	130	1.1	7.00	400
PK0810-162	1.6 @0.252 MHz	K	150	1.1	10.00	400
PK0810-182	1.8 @0.252 MHz	K	150	1.1	10.00	400
PK0810-222	2.2 @0.252 MHz	K	150	1.0	12.00	360
PK0810-272	2.7 @0.252 MHz	K	140	0.9	14.00	360
PK0810-302	3.0 @0.252 MHz	K	140	0.9	15.00	280
PK0810-332	3.3 @0.252 MHz	K	140	0.9	16.00	280
PK0810-392	3.9 @0.252 MHz	K	130	0.8	18.00	280
PK0810-472	4.7 @0.252 MHz	K	120	0.7	20.00	260
PK0810-562	5.6 @0.252 MHz	K	120	0.7	22.00	260
PK0810-682	6.8 @0.252 MHz	K	110	0.5	29.00	260
PK0810-752	7.5 @0.252 MHz	K	110	0.5	30.00	240
PK0810-822	8.2 @0.252 MHz	K	100	0.5	30.00	240


PK1012 Series

PK1012-103	10 @79.6 MHz	K	140	0.4	12.00	280
PK1012-123	12 @79.6 MHz	K	140	0.3	13.00	280
PK1012-153	15 @79.6MHz	K	140	0.3	18.00	280
PK1012-183	18 @79.6 MHz	K	130	0.3	25.00	280
PK1012-223	22 @79.6 MHz	K	130	0.2	30.00	240
PK1012-273	27 @79.6 MHz	K	130	0.2	35.00	240
PK1012-333	33 @79.6 MHz	K	110	0.2	40.00	200
PK1012-393	39 @79.6 MHz	K	110	0.2	50.00	140
PK1012-473	47 @79.6 MHz	K	110	0.2	50.00	140
PK1012-563	56 @79.6 MHz	K	100	0.1	65.00	140
PK1012-683	68 @79.6 MHz	K	80	0.1	70.00	120
PK1012-823	82 @79.6 MHz	K	65	0.1	85.00	120
PK1012-104	100 @79.6 MHz	K	60	0.1	100.00	120

TOLERANCES J=5%; K= 10%.

** = Test Frequency as specified in 'L' column

ECM Radial Leaded Inductors



ECM Part	L (μH)	Tol %	Q Min. (**MHz)	SRF Min. (MHz)	R_{DC} MAX (Ω)	I_{DC} I_N (mA)
-----------------	----------------------------------	------------------	---------------------------	-------------------------------	---	--


PKB0804 Series

PKB0804-101	100 @0.796 MHz	J,K	60	6.1	2.00	200
PKB0804-121	120 @0.796 MHz	J,K	60	5.5	3.00	200
PKB0804-151	150 @0.796 MHz	J,K	60	5.0	3.00	200
PKB0804-181	180 @0.796 MHz	J,K	60	4.7	3.00	200
PKB0804-221	220 @0.796 MHz	J,K	60	4.5	3.00	150
PKB0804-271	270 @0.796 MHz	J,K	60	4.1	3.00	150
PKB0804-331	330 @0.796 MHz	J,K	60	3.8	4.00	150
PKB0804-391	390 @0.796 MHz	J,K	60	3.5	4.00	100
PKB0804-471	470 @0.796 MHz	J,K	60	3.2	5.00	100
PKB0804-561	560 @0.796 MHz	J,K	60	2.9	6.00	100
PKB0804-681	680 @0.796 MHz	J,K	60	2.7	6.00	100
PKB0804-821	820 @0.796 MHz	J,K	60	2.3	7.00	50
PKB0804-102	1000 @0.252 MHz	J,K	80	2.1	9.00	50
PKB0804-122	1200 @0.252 MHz	J,K	80	1.9	9.00	50
PKB0804-152	1500 @0.252 MHz	J,K	80	1.8	11.00	50
PKB0804-182	1800 @0.252 MHz	J,K	80	1.6	12.00	50
PKB0804-222	2200 @0.252 MHz	J,K	80	1.5	14.00	50
PKB0804-272	2700 @0.252 MHz	J,K	80	1.4	15.00	50
PKB0804-332	3300 @0.252 MHz	J,K	80	0.9	25.00	40
PKB0804-392	3900 @0.252 MHz	J,K	80	0.9	30.00	40
PKB0804-472	4700 @0.252 MHz	J,K	80	0.8	32.00	40
PKB0804-562	5600 @0.252 MHz	K	80	0.7	36.00	30
PKB0804-682	6800 @0.252 MHz	K	80	0.7	40.00	30
PKB0804-822	8200 @0.252 MHz	K	80	0.6	45.00	30
PKB0804-103	10000 @0.079 MHz	K	60	0.6	55.00	20
PKB0804-123	12000 @0.079 MHz	K	60	0.5	65.00	20
PKB0804-153	15000 @0.079 MHz	K	60	0.5	80.00	20

PKB0865 Series

PKB0865-1R0	1.0 @25.2 MHz	M	20		0.02	8600
PKB0865-1R5	1.5 @7.96 MHz	M	20		0.02	7600
PKB0865-2R2	2.2 @7.96 MHz	M	20		0.03	6300
PKB0865-3R3	3.3 @7.96 MHz	M	20		0.03	5400
PKB0865-4R7	4.7 @7.96 MHz	M	20		0.03	4600
PKB0865-6R8	6.8 @7.96 MHz	M	20		0.04	4100
PKB0865-100	10 @2.52 MHz	K	50		0.04	3400
PKB0865-120	12 @2.52 MHz	K	50		0.05	3100
PKB0865-150	15 @2.52 MHz	K	50		0.05	2900
PKB0865-180	18 @2.52 MHz	K	50		0.06	2600
PKB0865-220	22 @2.52 MHz	K	50		0.07	2400

ECM Radial Leaded Inductors



PKB0865-270	27 @2.52 MHz	K	50	0.07	2200
-------------	--------------	---	----	------	------

TOLERANCES J=5%; K= 10%.

** = Test Frequency as specified in 'L' column

ECM Part	L (μH)	Tol %	Q Min. (**MHz)	SRF Min. (MHz)	R_{DC} MAX (Ω)	I_{DC} I_N (mA)
-----------------	---------------	--------------	-----------------------	-----------------------	-------------------------------	--


PKB0865 Series continued...

PKB0865-330	33 @2.52 MHz	K	30	0.08	2100
PKB0865-390	39 @2.52 MHz	K	30	0.09	1900
PKB0865-470	47 @2.52 MHz	K	30	0.10	1800
PKB0865-560	56 @2.52 MHz	K	30	0.14	1500
PKB0865-680	68 @2.52 MHz	K	30	0.16	1400
PKB0865-820	82 @2.52 MHz	K	30	0.17	1300
PKB0865-101	100 @2.52 MHz	K	20	0.22	1100

PKB0809 Series

PKB0809-101	100 @0.796 MHz	J	80	4.5	0.50	800
PKB0809-121	120 @0.796 MHz	J	80	4.2	0.50	740
PKB0809-151	150 @0.796 MHz	J	80	3.8	0.60	660
PKB0809-181	180 @0.796 MHz	J	80	3.3	0.80	600
PKB0809-221	220 @0.796 MHz	J	80	2.9	1.00	550
PKB0809-271	270 @0.796 MHz	J	80	2.6	1.20	490
PKB0809-331	330 @0.796 MHz	J	80	2.3	1.50	440
PKB0809-391	390 @0.796 MHz	J	80	2.0	1.80	390
PKB0809-471	470 @0.796 MHz	J	80	1.8	2.00	350
PKB0809-561	560 @0.796 MHz	J	80	1.7	3.00	320
PKB0809-681	680 @0.796 MHz	J	80	1.6	3.00	290
PKB0809-821	820 @0.796 MHz	J	80	1.4	3.30	260
PKB0809-102	1000 @7.96 MHz	J	90	1.3	3.30	220
PKB0809-122	1200 @0.252 MHz	J	90	1.2	3.60	200
PKB0809-152	1500 @0.252 MHz	J	90	1.1	3.90	180
PKB0809-182	1800 @0.252 MHz	J	90	1.0	5.60	160
PKB0809-222	2200 @0.252 MHz	J	90	0.9	6.20	140
PKB0809-272	2700 @0.252 MHz	J	90	0.8	7.50	120
PKB0809-332	3300 @0.252 MHz	J	90	0.7	8.20	110
PKB0809-392	3900 @0.252 MHz	J	90	0.6	9.10	100
PKB0809-472	4700 @0.252 MHz	J	90	0.6	11.00	100
PKB0809-562	5600 @0.252 MHz	J	90	0.5	15.00	90
PKB0809-682	6800 @0.252 MHz	J	90	0.5	20.00	80
PKB0809-822	8200 @0.252 MHz	J	90	0.4	22.00	70
PKB0809-103	10000 @0.079 MHz	J	100	0.4	25.00	65
PKB0809-123	12000 @0.079 MHz	J	100	0.3	27.00	60
PKB0809-153	15000 @0.079 MHz	J	100	0.3	33.00	56
PKB0809-183	18000 @0.079 MHz	J	100	0.3	36.00	52
PKB0809-223	22000 @0.079 MHz	J	100	0.3	42.00	48
PKB0809-273	27000 @0.079 MHz	J	100	0.3	56.00	45

ECM Radial Leaded Inductors



PKB0809-333	33000 @0.079 MHz	J	100	0.2	65.00	42
PKB0809-363	36000 @0.079 MHz	J	100	0.2	70.00	40

TOLERANCES J=5%; K= 10%.

**** = Test Frequency as specified in 'L' column**