

FASCO INDS/ SENISYS


40E D 3499738 0001392 0 SENI

34

L30/P30 Series (Continued)

Features:

- Rated Separation: 10 to 24 in.
- Beam Diameter: .06 to .12 in.
- Smallest Detectable Object: .02 to .04 in.
- Small size
- Interchangeability within series



Description:

The L30/P30 Series is a family of compatible general purpose thrubeams. Any L30 light source may be used with any P30 photodetector. The units offer similar performance in a variety of body sizes, styles and materials. All units have metal housings, lenses and epoxy sealing.

Several L30/P30 Series models are available with several options such as protective sheathing and/or filters which block visible light.

Engineering specifications will vary with the models actually used; refer to Model Selection Guide.

Typical Applications:

- Parts counting
- Edge control
- Detection of small parts
- Web break

Specifications: (at 25°C)

LIGHT SOURCE—LAMP

Input 5.0 VDC, 115 mA

LIGHT SOURCE—LED

Input 40 mA max. with resultant voltage drop of 1.1 to 1.7 VDC; derate at 1 mA per degree above 25°C ambient

Modulated Input 80 mA max., 50% duty cycle at 1 kHz min.

Reverse Voltage 2 V max.

Spectral Emission 940 nm peak

BODY Black anodized aluminum

TEMPERATURE Operating: 0° to 50°C

Storage: -40° to 50°C

LEADS 2 cond. 24 ga., teflon covered cable, 2 ft. long, Type A

PHOTODETECTOR

Operating Voltage 30 VDC max.

Response Time See Response Time Chart under Technical Information

Spectral Response 910 nm peak

BODY

Black anodized aluminum or stainless steel; see Model Selection Guide

FILTER (optional)

Transmits less than 5% at 750 nm and less than 0.1% at 700 nm

TEMPERATURE

Operating: 0° to 50°C

Storage: -40° to 50°C

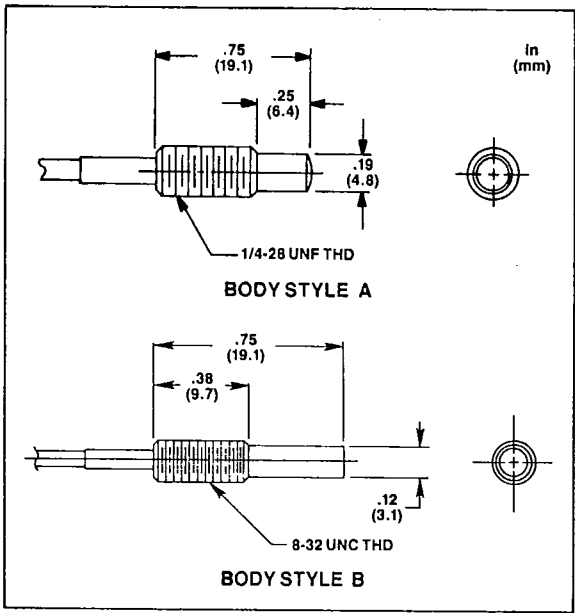
LEADS

2 cond. 26 ga., teflon covered cable with shield, 2 ft. long, Type B

L30/P30 Series

T-41-01

Dimensions:



PHOTODETECTOR

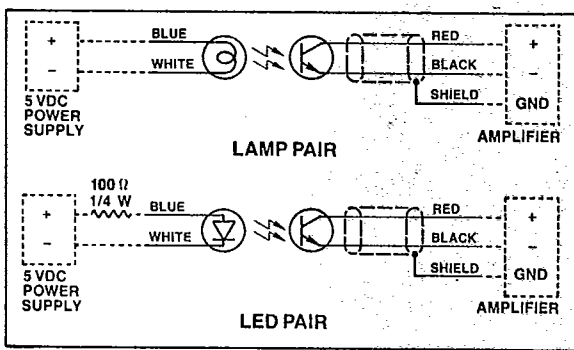
Part #	Body	Body Style	Filter	Beam Diameter	Smallest Detectable Object
P31011	Anodized Aluminum	A	No	.08"	.03"
P31013	Anodized Aluminum	A	Yes	.08"	.03"
P34021	Stainless	B	No	.06"	.02"
P34023	Stainless	B	Yes	.06"	.02"

Variations:

LEADS

Extra lead lengths available. See pg. 123.

Wiring Diagram:



Compatibility With Controls:

The L30/P30 Series is compatible with all Skan-A-Matic controls except modulating controls which are used with LED light sources only. For high speed operation use the T41300 High Speed Amplifier.

The LED light source utilizes a 40 mA Light Emitting Diode. A 100 ohm, 1/4 W current limiting resistor is supplied and must be used with Skan-A-Matic controls furnishing 5 VDC for light source power. With modulating controls such as our R42/T42 and R43/T43, a 27 ohm, 1/4 W current limiting resistor must be used.

Model Selection Guide:

LIGHT SOURCE

Part #	Light Source	Body Style	Rated* Separation	Beam Diameter	Smallest Detectable Object
L31011	Lamp	A	15"	.120"	.04"
L31014	LED	A	5"	.120"	.04"

*When used with P30 Photodetectors and Skan-A-Matic electronic controls.