



# SAW Components

Data Sheet B3832





**SAW Components**

**B3832**

**Low-Loss Filter**

**1747,5 MHz**

**Data Sheet**

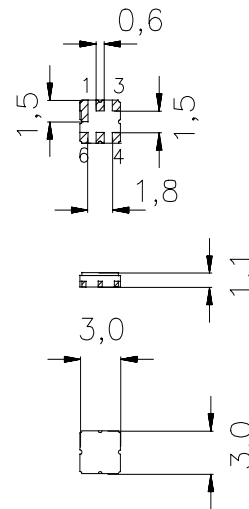
**Ceramic package DCC6C**

**Features**

- Low-loss filter GSM 1800 Rx
- Usable bandwidth 75 MHz
- No matching required for operation at 50 Ω
- Package for Surface Mounted Technology (SMT)
- Hermetically sealed ceramic package
- RoHs compatible

**Terminals**

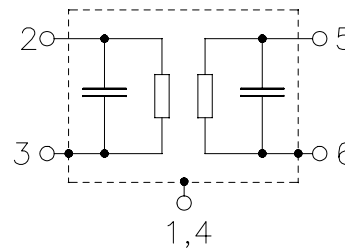
- Gold-plated



typ. Dimensions in mm, approx. weight 0,05 g

**Pin configuration**

- 2                    Input
- 5                    Output
- 1, 3, 4, 6        To be grounded



Type	Ordering code	Marking and Package according to	Packing according to
B3832	B39172-B3832-U410	C61157-A7-A67	F61074-V8168-Z000

**Electrostatic Sensitive Device (ESD)**

**Maximum ratings**

Operable temperature range	$T_A$	-40 / +85	°C	Machine Model, 10 pulses
Storage temperature range	$T_{stg}$	-40 / +85	°C	
DC voltage	$V_{DC}$	0	V	
ESD voltage	$V^*_{ESD}$	50*	V	
Input power at				continuous wave, 2000 hours, 70°C
1710 ... 1785 MHz	$P_{IN}$	0	dBm	
		5	dBm	continuous wave, 1 hour, 70°C

\*-acc. to JESD22-A115A (Machine Model), 10 negative & 10 positive pulses



**SAW Components**

**B3832**

**Low-Loss Filter**

**1747,5 MHz**

**Data Sheet**

**Characteristics**

Operating temperature range:  $T_A = -0 \dots +70 \text{ }^\circ\text{C}$   
 Terminating source impedance:  $Z_S = 50 \text{ } \Omega$   
 Terminating load impedance:  $Z_L = 50 \text{ } \Omega$

		<b>min.</b>	<b>typ.</b>	<b>max.</b>	
<b>Nominal frequency</b>	$f_N$	—	1747,5	—	MHz
<b>Maximum insertion attenuation</b> 1710,0 MHz ... 1785,0 MHz	$\alpha_{\max}$	—	3,1	4,0	dB
<b>Amplitude ripple (p-p)</b> 1710,0 MHz ... 1785,0 MHz	$\Delta\alpha$	—	1,1	2,0	dB
<b>VSWR</b> 1710,0 MHz ... 1785,0 MHz		—	2,2	3,0	
<b>Absolute attenuation</b>	$\alpha_{\text{abs}}$				
1330,0 MHz ... 1405,0 MHz		42	45	—	dB
1464,0 MHz ... 1539,0 MHz		40	43	—	dB
1615,0 MHz		28	35	—	dB
1690,0 MHz		5	12	—	dB
1805,0 MHz		5	14	—	dB
1880,0 MHz		25	32	—	dB
1956,0 MHz ... 2031,0 MHz		32	34	—	dB
<b>Temperature coefficient of frequency</b>	$TC_f$	—	- 36	—	ppm/K



SAW Components

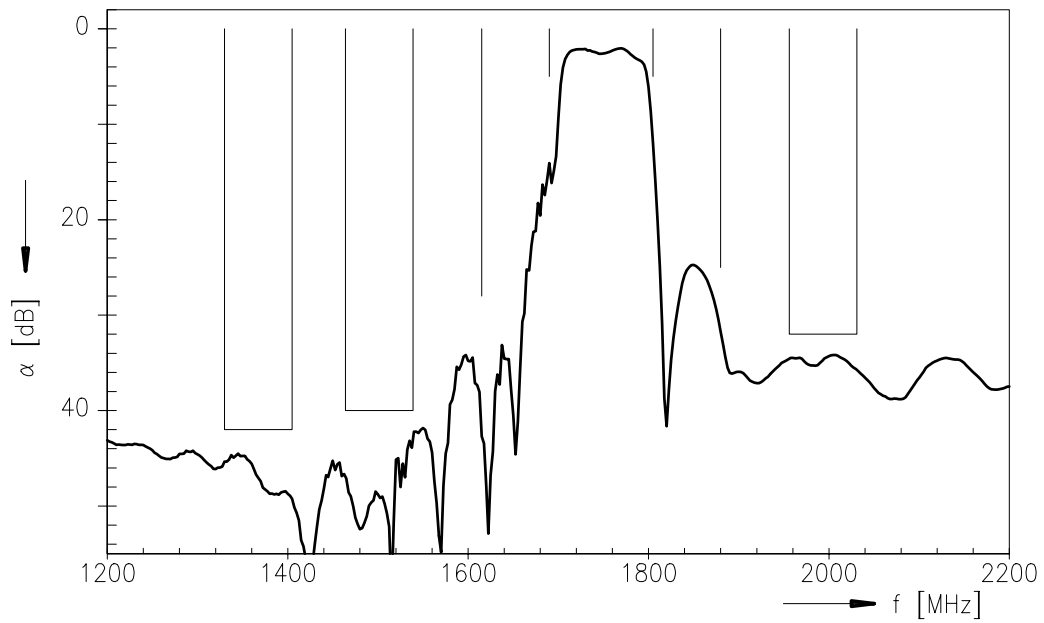
B3832

Low-Loss Filter

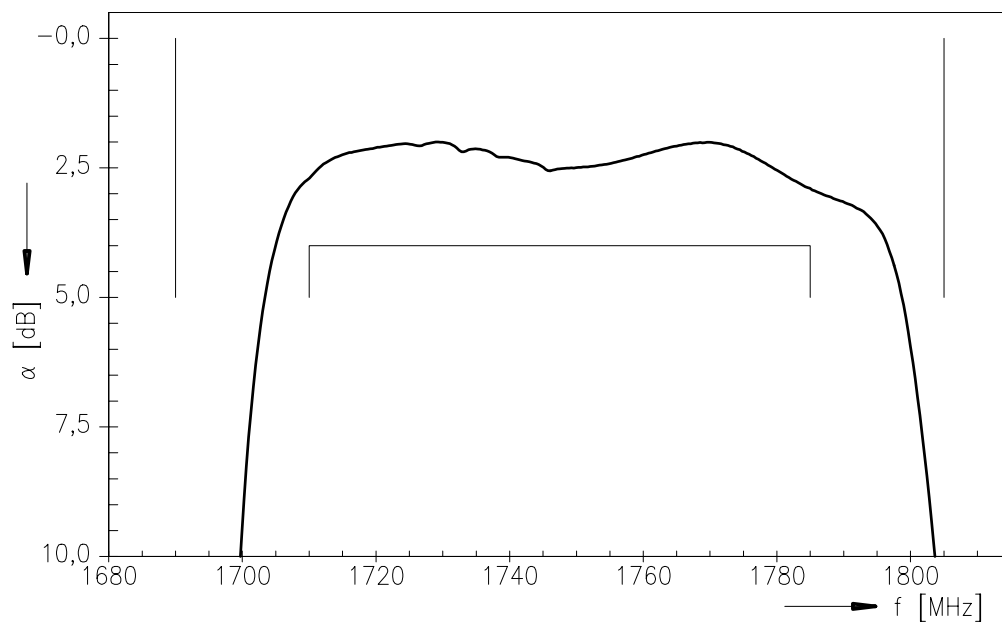
1747,5 MHz

Data Sheet

Transfer function



Transfer function (passband)





**SAW Components**

**B3832**

**Low-Loss Filter**

**1747,5 MHz**

Data Sheet

**Published by EPCOS AG**

**Surface Acoustic Wave Components Division, SAW COM WT PD**

**P.O. Box 80 17 09, D-81617 München**

© EPCOS AG 2006. All Rights Reserved. Reproduction, publication and dissemination of this brochure and the information contained therein without EPCOS' prior express consent is prohibited.

The information contained in this brochure describes the type of component and shall not be considered as guaranteed characteristics. Purchase orders are subject to the General Conditions for the Supply of Products and Services of the Electrical and Electronics Industry recommended by the ZVEI (German Electrical and Electronic Manufacturers' Association), unless otherwise agreed.

This brochure replaces the previous edition.

For questions on technology, prices and delivery please contact the Sales Offices of EPCOS AG or the international Representatives.

Due to technical requirements components may contain dangerous substances. For information on the type in question please also contact one of our Sales Offices.