



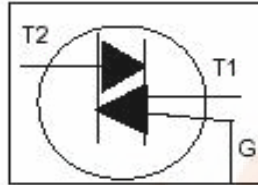
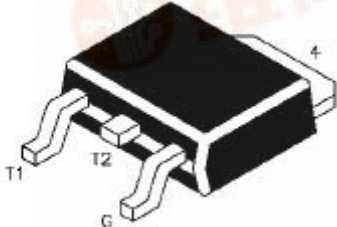
Continental Device India Limited

An ISO/TS 16949, ISO 9001 and ISO 14001 Certified Company



TRIAC

CJD136



**DPAK (TO-252)
Plastic Package**

For use in high bidirectional transient and blocking voltage applications, and for high thermal cycling performance. Typical Applications include Motor Control, Industrial and Domestic Lighting, Heating and Static Switching.

ABSOLUTE MAXIMUM RATINGS

PARAMETER	SYMBOL	TEST CONDITION	VALUE	UNIT
Repetitive Peak Off State Voltage	$*V_{DRM}$		600	V
RMS on State Current	$I_T (RMS)$	full sine wave, $T_{mb} \leq 107^\circ C$	4.0	A
Non Repetitive Peak on State Current	I_{TSM}	full sine wave, $T_J = 25^\circ C$ prior to $t = 20ms$ $t = 16.7ms$	25 27	A A
I^2t for Fusing	I^2t	$t = 10ms$	3.1	A^2s
Repetitive Rate of Rise of on State Current After Triggering	di_T/dt	$I_{TM} = 6A, I_G = 0.2A, di_G/dt = 0.2A/\mu s$ T2+ G+ T2+ G- T2- G- T2- G+	50 50 50 10	A/ μs A/ μs A/ μs A/ μs
Peak Gate Current	I_{GM}		2.0	A
Peak Gate Voltage	V_{GM}		5.0	V
Peak Gate Power	P_{GM}		5.0	W
Average Gate Power	$P_G (AV)$	Over any 20ms period	0.5	W
Storage Temperature	T_{stg}		- 40 to +150	$^\circ C$
Operating Junction Temperature	T_J		125	$^\circ C$

*The rate of rise of current should not exceed 3A/ μs

THERMAL RESISTANCE

Junction to Mounting Base	$R_{th(j-mb)}$	full cycle half cycle	3.0 max 3.7 max	K/W K/W
Junction to Ambient (typical)	$R_{th(j-a)}$	in free air	60 typ	K/W

ELECTRICAL CHARACTERISTICS ($T_J = 25^\circ C$ unless specified otherwise)

PARAMETER	SYMBOL	TEST CONDITION	MIN	MAX	UNIT
Gate Trigger Current	I_{GT}	$V_D = 12V, I_T = 0.1A$ T2+ G+ T2+ G- T2- G- T2- G+		35 35 35 70	mA mA mA mA

MARKING

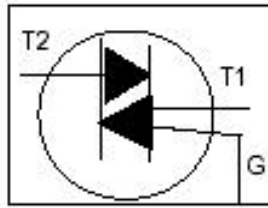
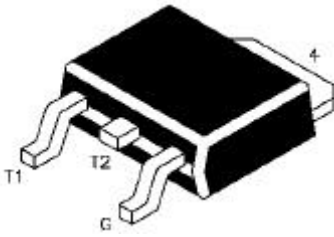


CDIL
CJD136
MX XY

TRIAC

CJD136

DPAK (TO-252)
Plastic Package



ELECTRICAL CHARACTERISTICS (T_J=25°C unless specified otherwise)

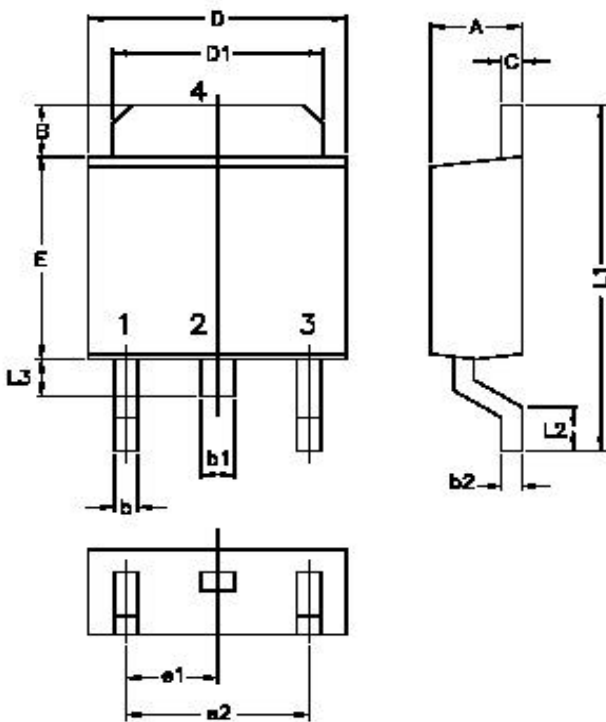
PARAMETER	SYMBOL	TEST CONDITION	MIN	MAX	UNIT
Latching Current	I _L	V _D =12V, I _{GT} =0.1A T2+ G+ T2+ G- T2- G- T2- G+		20 30 20 30	mA mA mA mA
Holding Current	I _H	V _D =12V, I _{GT} =0.1A		15	mA
On State Voltage	V _T	I _T =5A		1.7	V
Gate Trigger Voltage	V _{GT}	V _D =12V, I _T =0.1A V _D =400V, I _T =0.1A, T _J =125°C	0.25	1.5	V V
Off State Leakage Current	I _D	V _D =max, V _{DRM} =max, T _J =125°C		0.5	mA

DYNAMIC CHARACTERISTICS

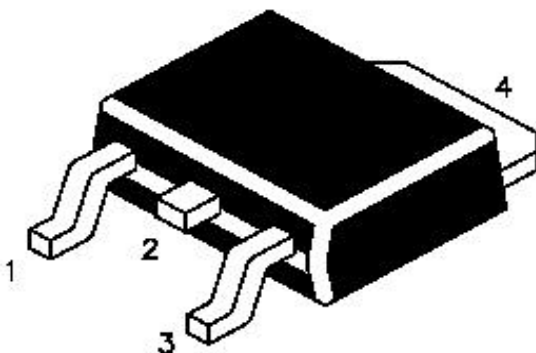
PARAMETER	SYMBOL	TEST CONDITION	MIN	TYP	MAX	UNIT
Critical Rate of Rise of off State Voltage	d _{V_D} /dt	V _{DM} =67% V _{DRM} =max, T _J =125°C, exponential waveform, gate open circuit	100			V/μs
Critical Rate of Change of Commutating Voltage	dV _{com} /dt	V _{DM} =400V, T _J =95°C, I _{T(RMS)} =4A, d _{/com} /dt=1.8A/ms, gate open circuit		50		V/μs
Gate Controlled turn on time	t _{gt}	I _{TM} =6A, V _D =V _{DRM} max, I _G =0.1A, dI _G /dt=5A/μs		2.0		μs

CJD136

DPAK (TO-252)
Plastic Package



DIM	MIN.	MAX.
A	2.20	2.40
B	1.30	1.50
b	0.55	0.65
b1	0.75	0.85
b2	0.46	0.58
C	0.46	0.58
D	6.40	6.60
D1	5.20	5.40
E	5.40	5.60
e1	2.25	2.35
e2	4.50	4.70
L1	9.25	9.75
L2	0.5	—
L3	0.90	1.10



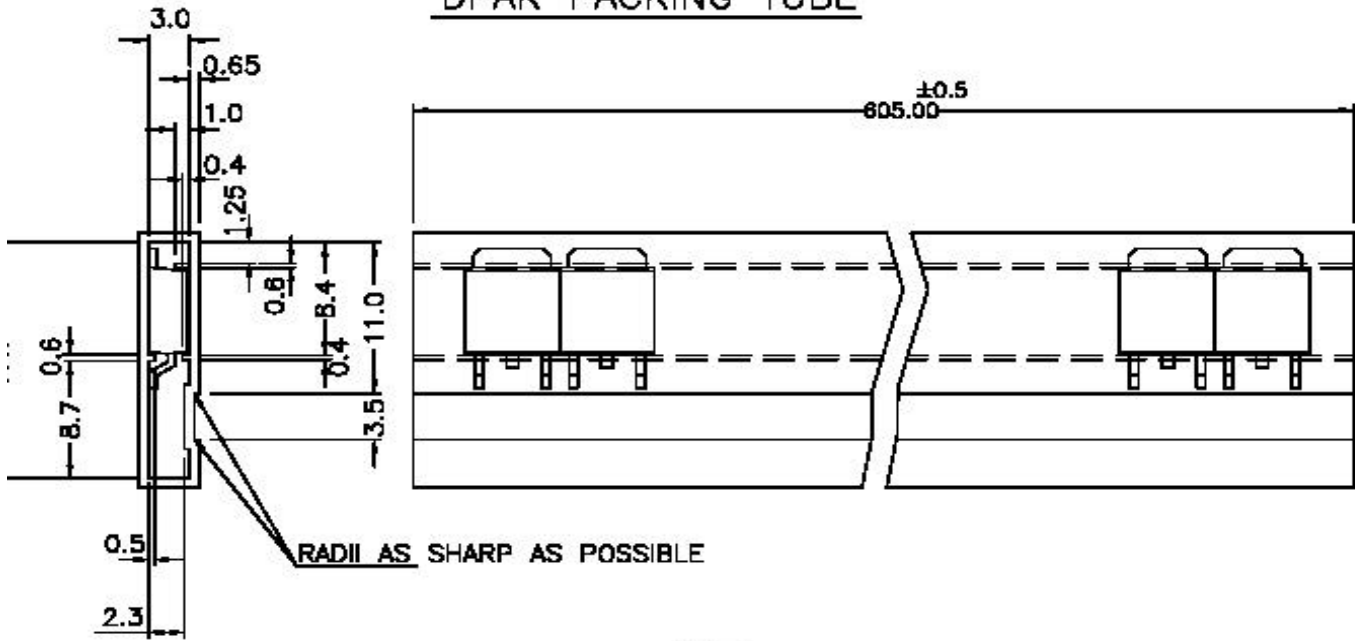
PIN CONFIGURATION

1. T1 MAIN TERMINAL 1
2. T2 MAIN TERMINAL 2
3. G GATE
4. FIN (T2)

CJD136

DPAK (TO-252)
Plastic Package

DPAK PACKING TUBE



NOTE:-
80 Pcs/TUBE
ALL DIMENSIONS ARE IN mm

Disclaimer

The product information and the selection guides facilitate selection of the CDIL's Discrete Semiconductor Device(s) best suited for application in your product(s) as per your requirement. It is recommended that you completely review our Data Sheet(s) so as to confirm that the Device(s) meet functionality parameters for your application. The information furnished in the Data Sheet and on the CDIL Web Site/CD are believed to be accurate and reliable. CDIL however, does not assume responsibility for inaccuracies or incomplete information. Furthermore, CDIL does not assume liability whatsoever, arising out of the application or use of any CDIL product; neither does it convey any license under its patent rights nor rights of others. These products are not designed for use in life saving/support appliances or systems. CDIL customers selling these products (either as individual Discrete Semiconductor Devices or incorporated in their end products), in any life saving/support appliances or systems or applications do so at their own risk and CDIL will not be responsible for any damages resulting from such sale(s).

CDIL strives for continuous improvement and reserves the right to change the specifications of its products without prior notice.



CDIL is a registered Trademark of
Continental Device India Limited

C-120 Naraina Industrial Area, New Delhi 110 028, India.
Telephone + 91-11-2579 6150, 5141 1112 Fax + 91-11-2579 5290, 5141 1119
email@cdil.com www.cdilsemi.com