



Continental Device India Limited

An ISO/TS 16949, ISO 9001 and ISO 14001 Certified Company



NPN SILICON PLASTIC HIGH VOLTAGE POWER TRANSISTORS

CJD3439

**DPAK (TO-252)
Plastic Package**



PIN CONFIGURATION
1. BASE
2. COLLECTOR
3. EMITTER

Designed for use in Line Operated Equipment Requiring High f_T

ABSOLUTE MAXIMUM RATINGS

DESCRIPTION	SYMBOL	VALUE	UNIT
Collector Emitter Voltage	V_{CEO}	350	V
Collector Base Voltage	V_{CBO}	450	V
Emitter Base Voltage	V_{EBO}	5.0	V
Collector Current Continuous	I_C	0.3	A
Base Current	I_B	150	mA
Total Power Dissipation at $T_c=25^\circ\text{C}$ Derate Above 25°C	P_D	15 0.12	W W/ $^\circ\text{C}$
Operating and Storage Junction Temperature Range	T_j, T_{stg}	- 65 to +150	$^\circ\text{C}$

THERMAL CHARACTERISTICS

Junction to Case	$R_{th(j-c)}$	8.33	$^\circ\text{C/W}$
------------------	---------------	------	--------------------

ELECTRICAL CHARACTERISTICS ($T_c=25^\circ\text{C}$ unless specified otherwise)

DESCRIPTION	SYMBOL	TEST CONDITION	MIN	TYP	MAX	UNIT
Collector Emitter Sustaining Voltage	$V_{CEO(sus)}$	$I_C=5\text{mA}, I_B=0$	350			V
Collector Cut Off Current	I_{CEO}	$V_{CE}=300\text{V}, I_B=0$			20	μA
Collector Cut Off Current	I_{CEX}	$V_{CE}=450\text{V}, V_{EB(off)}=1.5\text{V}$			500	μA
Collector Cut Off Current	I_{CBO}	$V_{CB}=350\text{V}, I_E=0$			20	μA
Emitter Cut Off Current	I_{EBO}	$V_{BE}=5\text{V}, I_C=0$			20	μA
DC Current Gain	h_{FE}	$I_C=2\text{mA}, V_{CE}=10\text{V}$ $I_C=20\text{mA}, V_{CE}=10\text{V}$	30 15		200	
Collector Emitter Saturation Voltage	$V_{CE(sat)}$	$I_C=50\text{mA}, I_B=4\text{mA}$			0.5	V
Base Emitter Saturation Voltage	$V_{BE(sat)}$	$I_C=50\text{mA}, I_B=4\text{mA}$			1.3	V
Base Emitter On Voltage	$V_{BE(on)}$	$I_C=50\text{mA}, V_{CE}=10\text{V}$			0.8	V

DYNAMIC CHARACTERISTICS

DESCRIPTION	SYMBOL	TEST CONDITION	MIN	TYP	MAX	UNIT
Current Gain Bandwidth Product	f_T	$I_C=10\text{mA}, V_{CE}=10\text{V}, f=5\text{MHz}$	15			MHz
Output Capacitance	C_{ob}	$V_{CB}=10\text{V}, I_E=0, f=1\text{MHz}$			10	pF
Small Signal Current Gain	h_{fe}	$I_C=5\text{mA}, V_{CE}=10\text{V}, f=1\text{KHz}$	25			

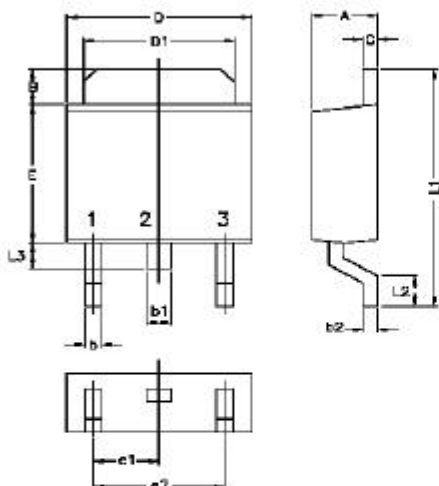
MARKING

	<p>CDIL CJD3439 XY MX</p>
--	-----------------------------------

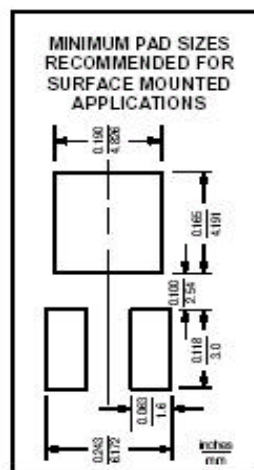
CJD3439

DPAK (TO-252)
Plastic Package


DPAK PACKAGE OUTLINE DIMENSIONS



DIM	MIN.	MAX.
A	2.20	2.40
B	1.30	1.50
b	0.55	0.65
b1	0.75	0.85
b2	0.46	0.56
C	0.46	0.56
D	6.40	6.60
D1	5.20	5.40
E	5.40	5.60
e1	2.25	2.35
e2	4.50	4.70
L1	9.25	9.75
L2	0.5	-
L3	0.90	1.10



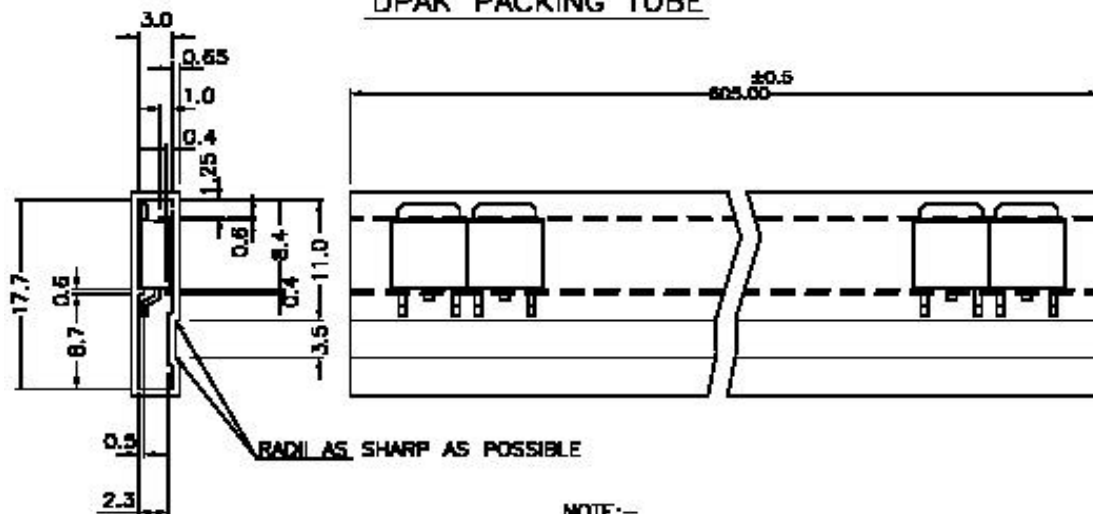
ALL DIMENSIONS ARE IN mm



PIN CONFIGURATION

- 1. BASE
- 2. COLLECTOR
- 3. EMITTER

DPAK PACKING TUBE



NOTE:-
80 Pcs/TUBE
2.5 K/REEL
ALL DIMENSIONS ARE IN mm

Component Disposal Instructions

1. CDIL Semiconductor Devices are RoHS compliant, customers are requested to please dispose as per prevailing Environmental Legislation of their Country.
2. In Europe, please dispose as per EU Directive 2002/96/EC on Waste Electrical and Electronic Equipment (WEEE).

Disclaimer

The product information and the selection guides facilitate selection of the CDIL's Semiconductor Device(s) best suited for application in your product(s) as per your requirement. It is recommended that you completely review our Data Sheet(s) so as to confirm that the Device(s) meet functionality parameters for your application. The information furnished in the Data Sheet and on the CDIL Web Site/CD are believed to be accurate and reliable. CDIL however, does not assume responsibility for inaccuracies or incomplete information. Furthermore, CDIL does not assume liability whatsoever, arising out of the application or use of any CDIL product; neither does it convey any license under its patent rights nor rights of others. These products are not designed for use in life saving/support appliances or systems. CDIL customers selling these products (either as individual Semiconductor Devices or incorporated in their end products), in any life saving/support appliances or systems or applications do so at their own risk and CDIL will not be responsible for any damages resulting from such sale(s).

CDIL strives for continuous improvement and reserves the right to change the specifications of its products without prior notice.



CDIL is a registered Trademark of
Continental Device India Limited

C-120 Naraina Industrial Area, New Delhi 110 028, India.
Telephone + 91-11-2579 6150, 4141 1112 Fax + 91-11-2579 5290, 4141 1119
email@cdil.com www.cdilsemi.com