



查询CLV0700E-LF供应商

**Z-Communications, Inc.**

9939 Via Pasar • San Diego, CA 92126  
TEL (858) 621-2700 FAX (858) 621-2722

捷多邦, 专业PCB打样工厂, 24小时加急出货

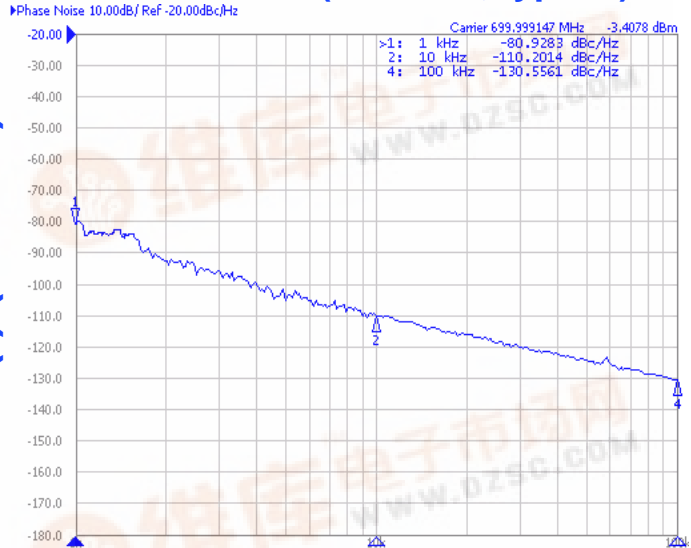
**CLV0700E-LF**

**VOLTAGE CONTROLLED OSCILLATOR**

Rev B2



**PHASE NOISE (1 Hz BW, typical)**



$\mathcal{L}(f)$  (dBc/Hz)

**OFFSET (Hz)**

**FEATURES**

- Frequency Range: 680 - 720 MHz
- Tuning Voltage: 0.5-4.5 Vdc
- MINI-14S-L - Style Package

**APPLICATIONS**

- VSAT Modems
- Basestation
- Digital Radios

**PERFORMANCE SPECIFICATIONS**

PERFORMANCE SPECIFICATIONS	VALUE	UNITS
Oscillation Frequency Range	680 - 720	MHz
Phase Noise @ 10 kHz offset (1 Hz BW, typ.)	-109	dBc/Hz
Harmonic Suppression (2nd, typ.)	-10	dBc
Tuning Voltage	0.5-4.5	Vdc
Tuning Sensitivity (avg.)	35	MHz/V
Power Output	2±2	dBm
Load Impedance	50	$\Omega$
Input Capacitance (max.)	100	pF
Pushing	<2	MHz/V
Pulling ( 14dB Return Loss, Any Phase)	<1	MHz
Operating Temperature Range	-40 to 85	$^{\circ}\text{C}$
Package Style	MINI-14S-L	

**POWER SUPPLY REQUIREMENTS**

Supply Voltage (Vcc, nom.)	5	Vdc
Supply Current (Icc, typ.)	18	mA

All specifications are typical unless otherwise noted and subject to change without notice.

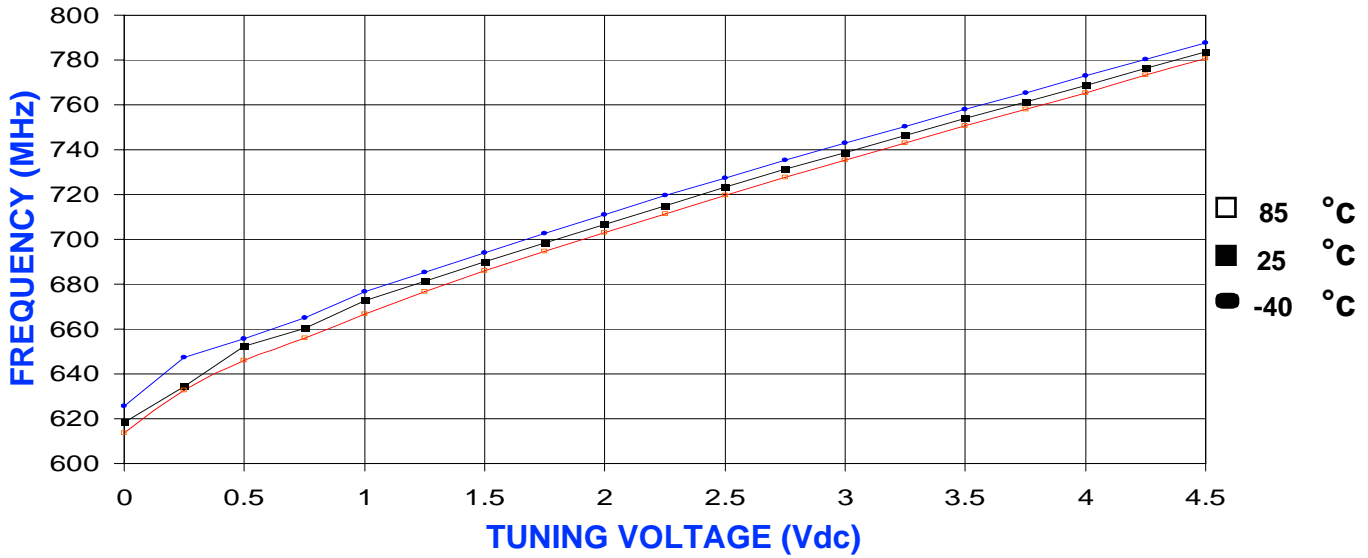
**APPLICATION NOTES**

- AN-100/1 : Mounting and Grounding of VCOs
- AN-102 : Proper Output Loading of VCOs
- AN-107 : How to Solder Z-COMM VCOs

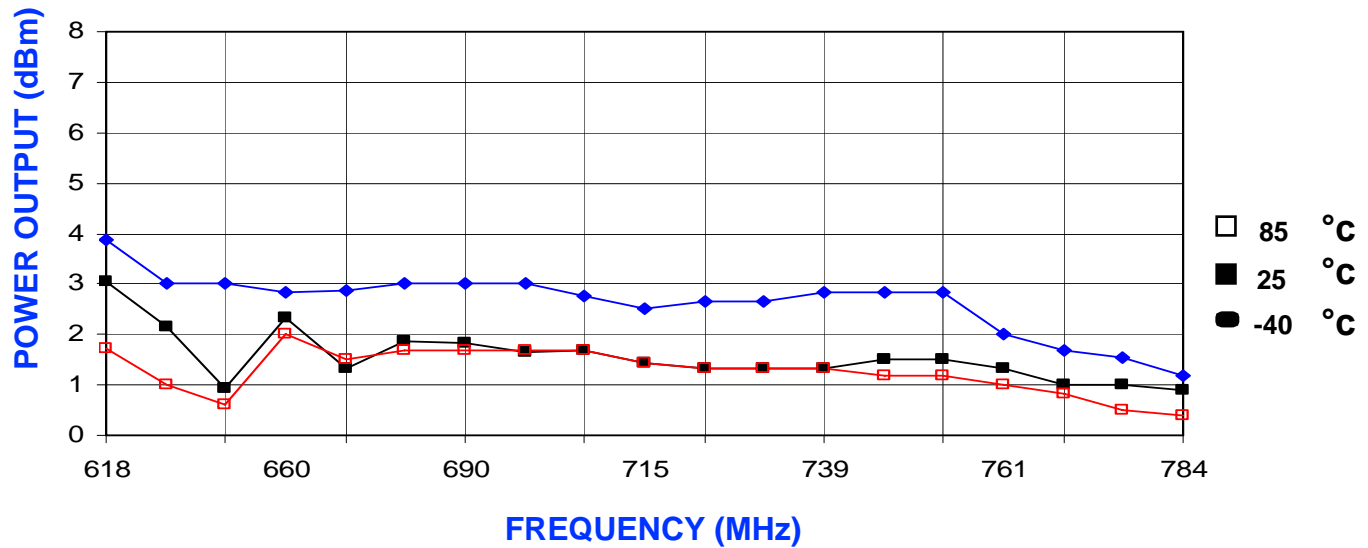
**NOTES:**



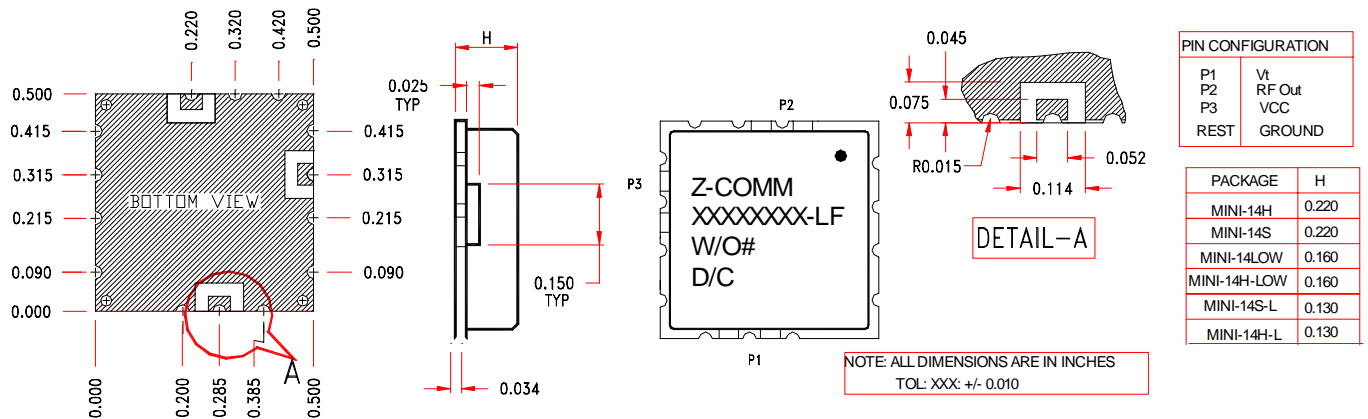
TUNING CURVE, typ.



POWER CURVE, typ.



PHYSICAL DIMENSIONS



PIN CONFIGURATION	
P1	Vt
P2	RF Out
P3	VCC
REST	GROUND

PACKAGE	H
MINI-14H	0.220
MINI-14S	0.220
MINI-14LOW	0.160
MINI-14H-LOW	0.160
MINI-14S-L	0.130
MINI-14H-L	0.130