



查询CLV1025E-LF供应商

Z-Communications, Inc.

9939 Via Pasar • San Diego, CA 92126
TEL (858) 621-2700 FAX (858) 621-2722

捷多邦, 专业PCB打样工厂, 24小时加急出货

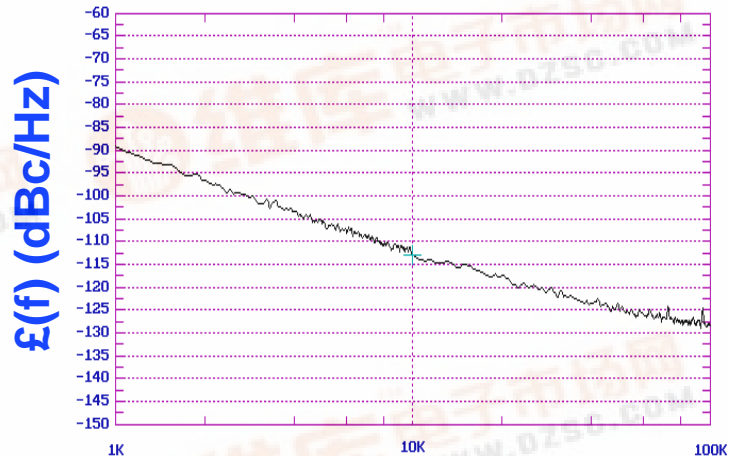
CLV1025E-LF

VOLTAGE CONTROLLED OSCILLATOR

Rev C3



PHASE NOISE (1 Hz BW, typical)



FEATURES

- Frequency Range: 865 - 1180 MHz
- Tuning Voltage: 1 - 14 Vdc
- MINI-14S - Style Package

APPLICATIONS

- Digital Radios
- Basestations
- Satellite Communications

PERFORMANCE SPECIFICATIONS

PERFORMANCE SPECIFICATIONS	VALUE	UNITS
Oscillation Frequency Range	865 - 1180	MHz
Phase Noise @ 10 kHz offset (1 Hz BW, typ.)	-110	dBc/Hz
Harmonic Suppression (2nd, typ.)	-12	dBc
Tuning Voltage	1 - 14	Vdc
Tuning Sensitivity (avg.)	30	MHz/V
Power Output	5.5±4.5	dBm
Load Impedance	50	Ω
Input Capacitance (max.)	150	pF
Pushing	<2	MHz/V
Pulling (14dB Return Loss, Any Phase)	<1	MHz
Operating Temperature Range	-40 to 85	°C
Package Style	MINI-14S	

POWER SUPPLY REQUIREMENTS

Supply Voltage (Vcc, nom.)	5	Vdc
Supply Current (Icc, typ.)	24	mA

All specifications are typical unless otherwise noted and subject to change without notice.

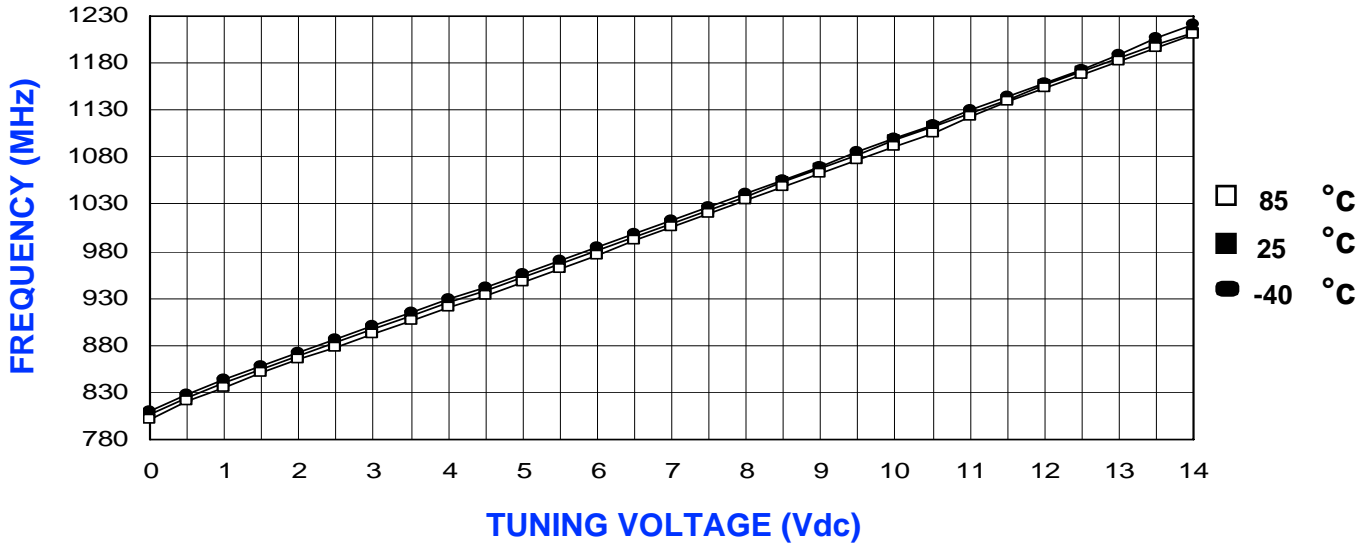
APPLICATION NOTES

- AN-100/1 : Mounting and Grounding of VCOs
- AN-102 : Proper Output Loading of VCOs
- AN-107 : How to Solder Z-COMM VCOs

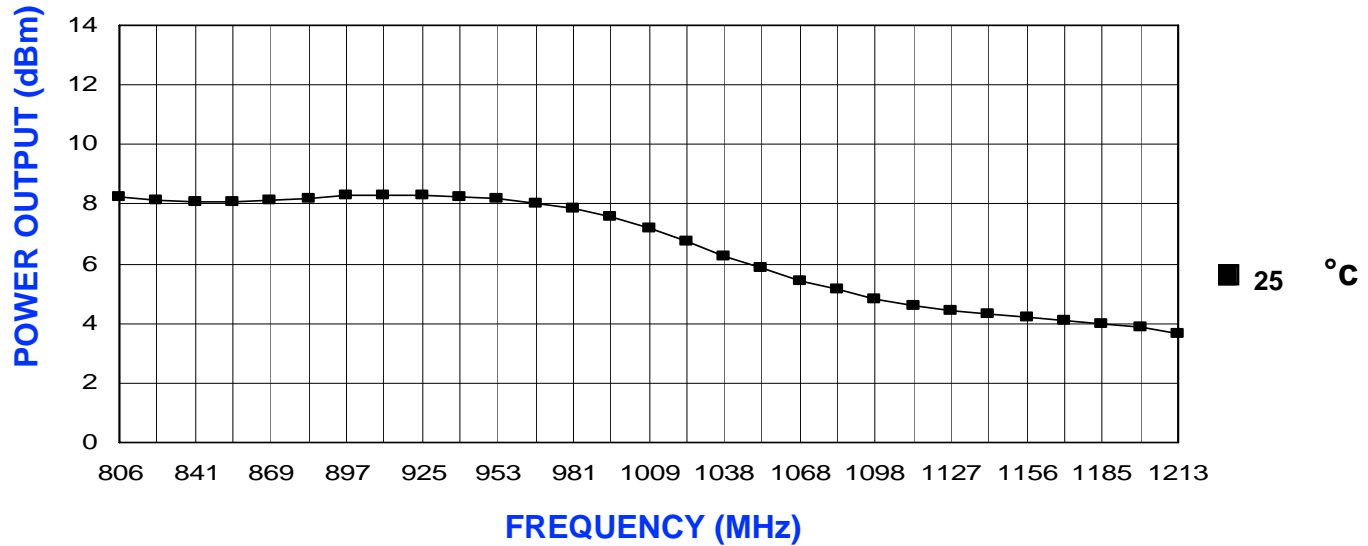
NOTES:



TUNING CURVE, typ.



POWER CURVE, typ.



PHYSICAL DIMENSIONS

