查询AA1101W供应商
捷多邦，专业PCB打样工厂，24小时加急出货

STANLEY

Product Guide

1101W Series Standard Type Flat Lens SMT LED

Features

- Flat lens type with a wide viewing angle of 150°
- Excellent for backlighting LCDs and indicators

Applications

- Computer / Telecommunications
- Industrial / Medical
- Audio visual equipment

Outline Dimensions

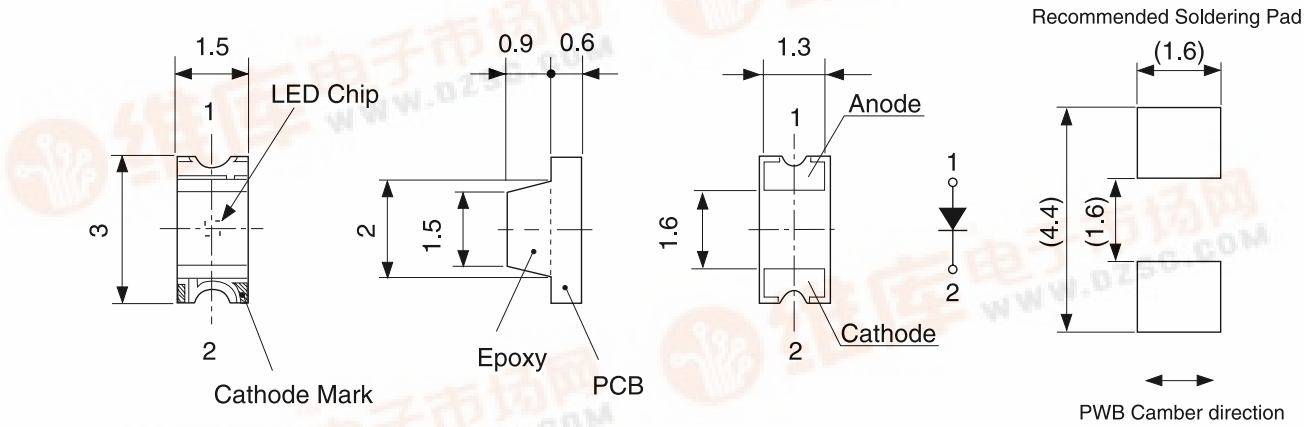

Unit: mm
Tolerances ± 0.2

Electro-Optical Characteristics

(Ta=25°C)

Type No.	Material	Emitted Color	Lens Color	Luminous Intensity I_V			Wavelength				Forward Voltage V_F			Reverse Current I_R		Viewing Angle (2 θ 1/2)
							Peak λp	Dominant λd	Spectral Line Half Width Δλ							
				MIN.	TYP.	I_F	TYP.	TYP.	TYP.	I_F	TYP	MAX.	I_F	MAX.	V_R	
BR1101W	GaAlAs	Red	Water Clear	4.4	12.8	20	660	647	30	20	1.7	2.0	20	100	4	150°
AA1101W	GaAsP	Orange		2.8	5.6	20	605	606	30	20	2.2	2.5	20	100	4	
AY1101W	GaAsP	Yellow		2.0	4.0	20	580	590	30	20	2.2	2.5	20	100	4	
PY1101W	GaP	Yellow Green		4.0	8.0	20	570	572	30	20	2.1	2.5	20	100	4	
PG1101W	GaP	Green		2.4	4.8	20	560	567	30	20	2.1	2.5	20	100	4	
BG1101W	GaP	Pure Green		0.7	2.0	20	555	558	30	20	2.1	2.5	20	100	4	
Units				mcd		mA	nm			mA	V		mA	μA	V	Deg.

找PDF 维库一下 pdf.dzsc.com

Absolute Maximum Ratings

(Ta=25°C)

Item	Symbol	Red	Orange	Yellow	Yellow Green	Green	Pure Green	Units
		BR	AA	AY	PY	PG	BG	
Power Dissipation	Pd	60	75	75	75	75	75	mW
Forward Current	I_F	30	30	30	30	30	30	mA
Peak Forward Current	I_{FM}	70	70	70	70	70	70	mA
Reverse Voltage	V_R	4	4	4	4	4	4	V
Operating Temperature	Topr	-30 to +85						°C
Storage Temperature	Tstg	-40 to +100						°C
Derating*	ΔI_F	0.42 (DC) 0.93 (Pulse)						mA/°C

* Ta=25°C, I_{FM} applies for the pulse width ≤ 1msec. and duty cycle ≤1/20.

Operation Current Derating Chart (DC)

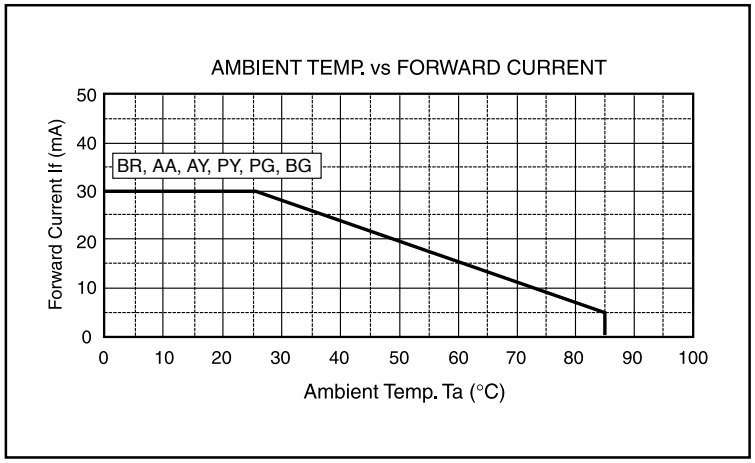

Taping Specifications

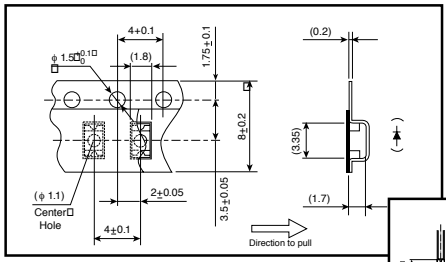

Quantity on tape:
2,500 pieces
per reel

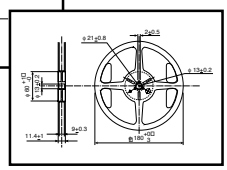

Spatial Distribution

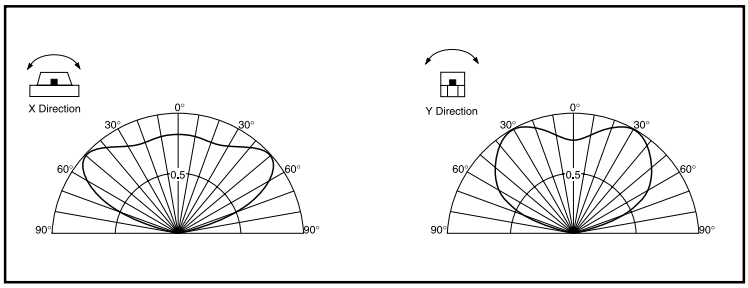

Precautions

Please follow these handling precautions to prevent damage to the chip and ensure its reliability.

1. Soldering conditions:

- Soldering iron: Temperature at tip of iron: 280°C max. (30W max.)
  Soldering time: 3 sec. max.
- Dip soldering: Preheating: 120 ~ 150°C max. (resin surface temp.)
  60 ~ 120 sec. max. Bath temperature: 260°C max. Dipping Time: 5 sec. max.
- Reflow Soldering:

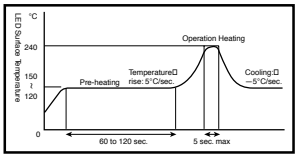

2. Cleaning:

- If cleaning is required, use the following solutions for less than 1 minute, at less than 40°C.
- Appropriate chemicals: Ethyl alcohol and isopropyl alcohol.
- Effect of ultrasonic cleaning on the LED resin body differs depending on such factors as the oscillator output, size of PCB and LED mounting method. The use of ultrasonic cleaning should be enforced at proper output after confirming there is no problem.

Product specifications subject to change without notice. PG1101W-0301

Stanley Electric Sales of America, Inc.
2660 Barranca Parkway, Irvine, CA 92606 • Tel: 800-LED-LCD1 (533-5231) • Fax: 949-222-0555