


120 Watts AA20140 Series



Total Power: 70-120 Watts
Input Voltage: 85-264 VAC
of Outputs: Quad

Electrical Specs

Input

Input range 90-264 VAC
 Frequency 47-63 Hz
 Inrush current 40 A max., cold start @ 25°C
 Efficiency 65% typical at full load
 EMI filter FCC Class B conducted and radiated, CISPR 22 Class B conducted and radiated, EN55022 Class B conducted and radiated, VDE 0878 PT3 Class B conducted and radiated.
 Power factor 0.99 typical
 Safety ground
 Leakage current <2 mA @ 50/60 Hz, 254 VAC input

Output

Maximum power 70 W convection; 120 W with 30 CFM forced air
 Adjustment range ±5% minimum on 3.3 V and 5 V outputs
 Hold-up time 15 ms @ 120 W load, 115 VAC input
 Overload protection Short circuit protection on all outputs. Case overload protected @ 110-145% above peak rating
 Overvoltage protection 3.3 V output: 4.25 V ±.25 V
 5 V output: 6.25 V ±.75 V, 20-35% above nominal output. Latching type recycle AC to reset.
 Remote sense Compensates for 0.5 V lead drop min. Will operate without remote sense connected.

Special Features

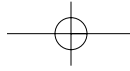
- Active power factor correction
- EN61000-3-2 compliance
- Remote sense on outputs one and two
- Industry-standard 4.25" x 7" footprint
- Adjustable main outputs
- Built-in Class B EMI filter
- Overvoltage protection
- Overload protection
- Thermal overload protection

Environmental

Operating temperature: 0° to 50°C ambient; derate each output at 2.5% per degree from 50° to 70°C
 Electromagnetic susceptibility: Designed to meet EN61000-4, -2, -3, -4, -5, -6, Level 3
 Humidity: Operating; non-condensing 20% to 90%
 Vibration: 5-32 Hz sinewave .02" double amplitude 32-2 kHz sinewave 1 G peak
 Storage temperature: -40° to 85°C
 Temperature coefficient: ±.04% per °C
 MTBF per mil std 217E: >200,000 hours at full load and 30°C ambient conditions and full load

Safety

TUV	EN60950	9837006
UL	UL1950	E186249
CUL	CSA 22.2-234 Level 3	E186249
CB	Certificate and report	DE2-002056
CE	Mark (LVD)	



AMERICAS

5810 Van Allen Way
 Carlsbad, CA 92008
 Telephone: 760-930-4600
 Facsimile: 760-930-0698

EUROPE

Astec House, Waterfront Business Park
 Merry Hill, Dudley
 West Midlands, DY5 1LX, UK
 Telephone: 44 (1384) 842-211
 Facsimile: 44 (1384) 843-355

ASIA

Units 2111-2116, Level 21
 Tower 1, Metroplaza
 223, Hing Fong Road
 Fwai Fong, New Territories
 Hong Kong
 Telephone: 852-2437-9662
 Facsimile: 852-2402-4426



AA20140 Series

Ordering Information

Model Number	Output Voltage	Minimum Load	Maximum Load with Convection Cooling	Maximum Load with 30 CFM Forced Air	Peak Load ¹	Regulation ²	Ripple P/P (PAR) ³
AA20140	+3.3 V	0 A	8 A	16 A	18 A	±2%	50 mV
	+5 V	1 A	10 A	20 A	22 A	±3%	50 mV
	+12 V	0.2 A	1 A	2 A	3 A	±5%	120 mV
	-12 V	0 A	0.5 A	0.5 A	1 A	±10%	120 mV

1. Peak current lasting <30 seconds with a maximum 10% duty cycle.
2. At 25°C including initial tolerance, line voltage, load currents and output voltages adjusted to factory settings.
3. Peak-to-peak with 20 MHz bandwidth and 10 µF in parallel with a 0.1 µF capacitor at rated line voltage and load ranges.
4. Minimum loads are required.

Pin Assignments

Connector

SK1	PIN	Assignment
SK1	PIN 1	Neutral
	PIN 3	Live
SK2	PIN 1-10	Common
	PIN 11	+5 Sense
	PIN 12	+3.3 V Sense
	PIN 13	+12 V
	PIN 14-17	5 V
	PIN 18-22	3.3 V
	PIN 23	Return Sense
	PIN 24	-12 V

Mating Connectors

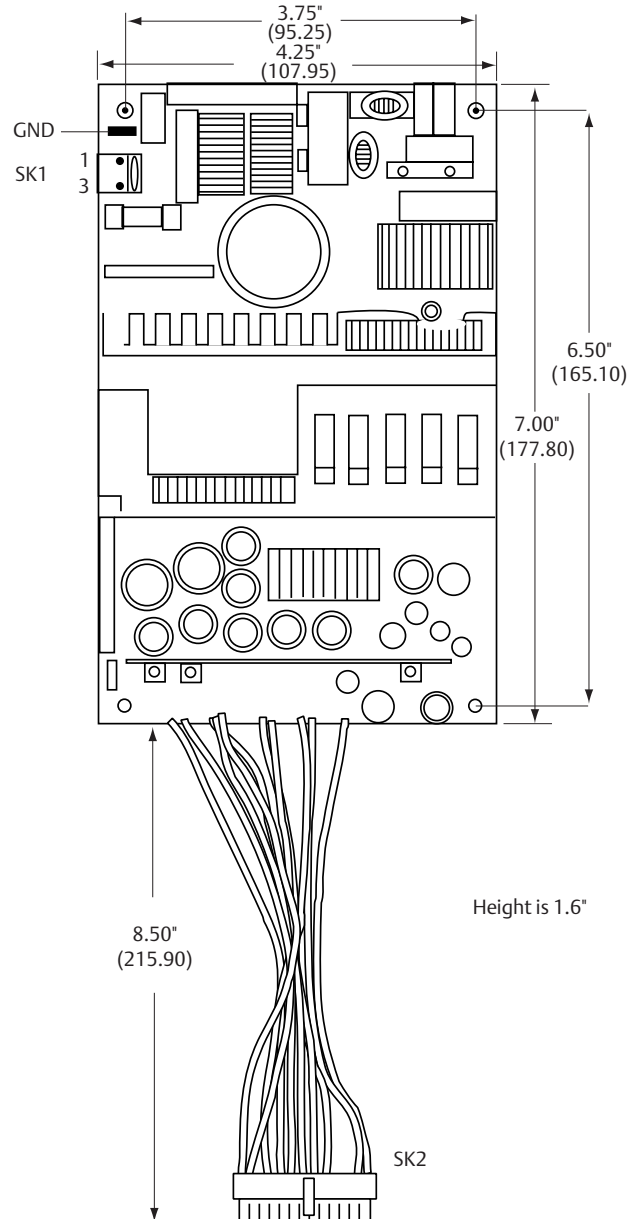
(SK1) AC Input: Molex: 09-50-8031 (USA)
 Molex: 09-91-03500 (UK)
 PINS: 08-58-0111

(SK2) DC Output: Molex: Right angle
 39-30-1240 or
 39-29-1248
 or
 Vertical
 39-28-1243

Astec Connector Kit #70-841-013, includes all of the above.

Notes:

1. Specifications subject to change without notice.
2. All dimensions in inches (mm), tolerance ±.02".
3. Warranty: 1 year
4. Weight: 1.38 lb. / .63 kg



Height is 1.6"