


SMD 374.0MHz SAW FILTER

AFS374E

APPLICATION: WLAN



5 x 5 x 1.35mm

STANDARD SPECIFICATIONS:

CHARACTERISTICS	UNIT	MIN.	TYP.	MAX.
Center Frequency Fc	MHz	-	374	-
Bandwidth	MHz	17	20.5	
Insertion Loss @ Passband	dB	-	8.5	10.5
Ripple @ Passband	dB		0.5	1
Relative Attenuation				
309 ~ 352 MHz	dB	40	50	-
352 ~ 357.5 MHz	dB	35	50	-
390.5 ~ 392 MHz	dB	35	45	-
392 ~ 396 MHz	dB	35	40	-
396 ~ 439 MHz	dB	38	42	-
439 ~ 454 MHz	dB	40	45	-
Ultimate Rejection	dB	50	-	-
DC Voltage	V	±30		
Source Power	dBm	0		
Operating Temperature	°C	-35°C to +85°C		
Storage Temperature	°C	-45°C to +85°C		
Group Delay Ripple p-p @ Fc ± 7MHz	nS	-	40	100
Triple Transit Suppression	dB	30	40	-

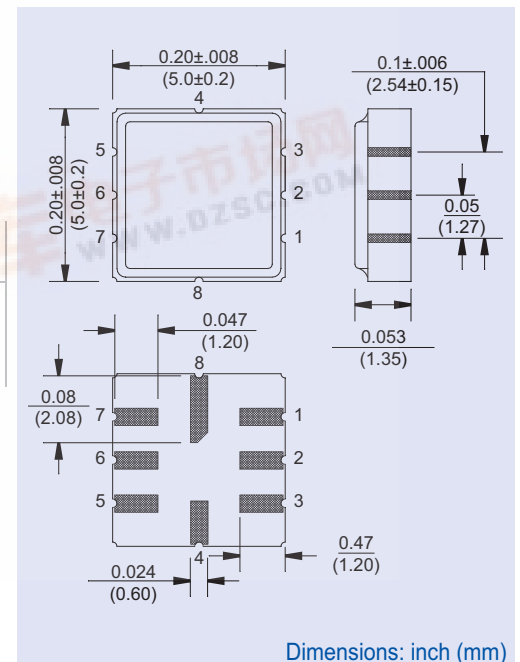
Electrostatic Sensitive Device. Handle with precaution.

MARKING:

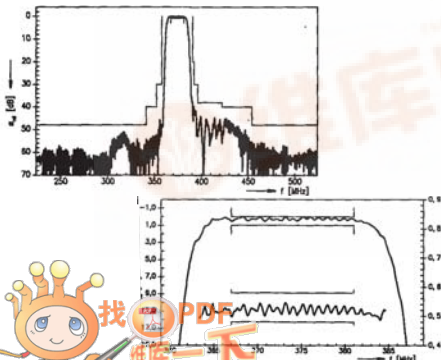
- 374.00 (374 Frequency in MHz)
- AF ZYX (ZY: Date code Z for month from A to L; Y for year, i.e. 4 for 2004; X: Traceability code)

PIN NO.	CONNECTIONS
1	GND
2	Input- or GND
3	Input+
4	Case GND
5	GND
6	Output- or GND
7	Output+
8	Case GND

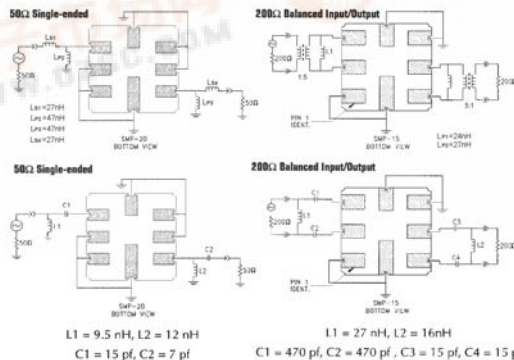
OUTLINE DRAWING:



FREQUENCY RESPONSE:



TEST CIRCUIT:



The termination shall be suitable for solder reflow. Note: For the test inductors, please refer to Abracon's chip inductor series: AISC-0603.

