



ISDN S Interface Hybrid

APC14112e

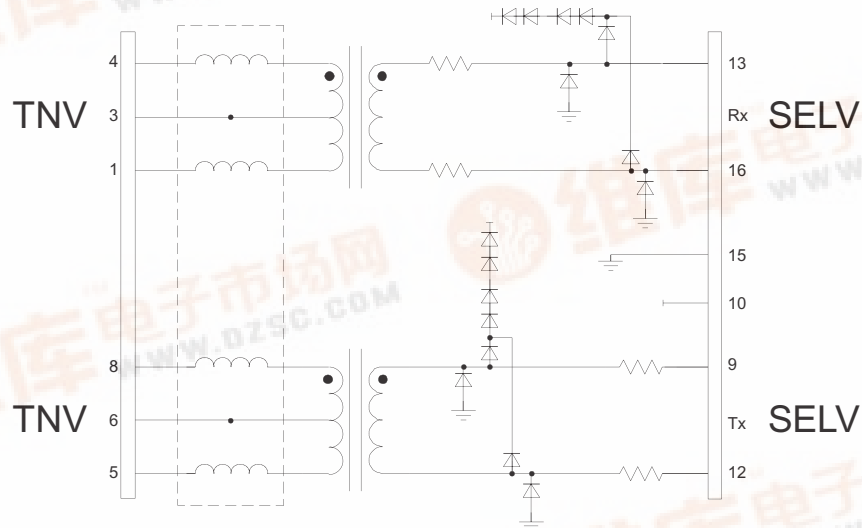


ELECTRICAL SPECIFICATIONS @ 25°C

| Turns Ratio +/-5% | Primary Inductance mH min | Leakage Inductance uH max | Primary DCR OHMS +/- 30% | Secondary DCR OHMS +/- 30% | Choke | |
|----------------------|------------------------------|------------------------------|--------------------------------|----------------------------------|-------------------------------|----------------------|
| | | | | | Inductance per line mH nom | DCR per line OHMS |
| 1CT:2 | 20 | 10 | 1.95 | 2.75 | 0.04 | 0.5 |

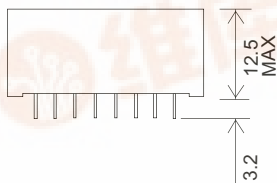
NOTES: ISOLATION PRI:SEC 1500VRMS
 DESIGNED TO BE USED WITH INFINEON PEB2081, PEB2084, PEB2086, PSB2115, PSB2186, PEB8091 AND PEB8191.
 PROVIDES ISOLATION OF SELV AND TNV3 CIRCUITS IN ACCORDANCE WITH IEC 60950, EN 60950, UL 60950, ACA TS001 AND AS/NZS 60950
 END SYSTEM COMPLIANCE TO IEC 60950, EN 60950, UL 60950, ACA TS001 AND AS/NZS 60950 IS THE RESPONSIBILITY OF THE INSTALLER

SCHEMATIC

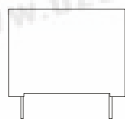


MECHANICAL

SIDE ELEVATION



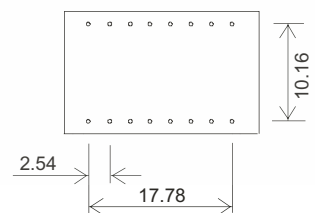
END ELEVATION



PLAN VIEW



BOTTOM VIEW



NOTES: NOT TO SCALE
 TOLERANCE +/- 0.2 MM
 ALL DIMENSIONS IN MM

PIN DIAMETER 0.75 MM MAX
 DOT ON TOP OF SURFACE INDICATES PIN 1