

bel

VDSL Hybrid Module APC77155



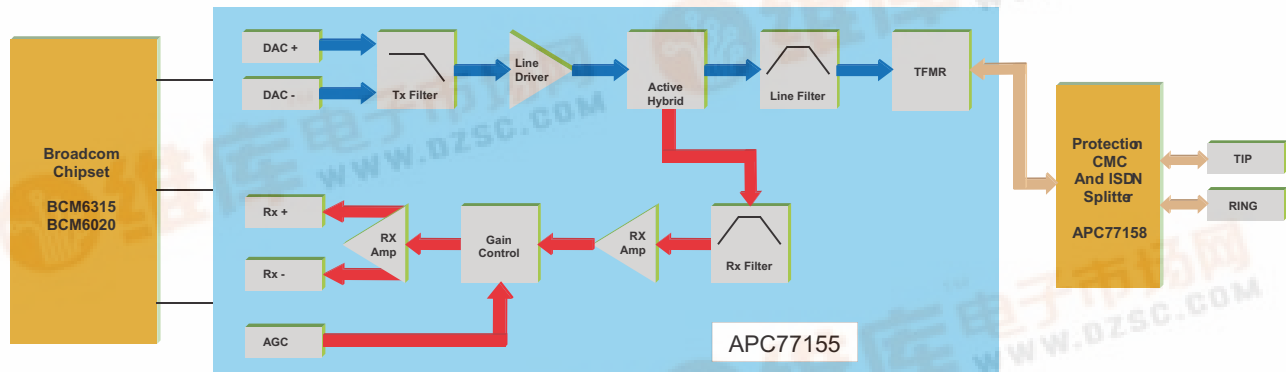
FEATURES

- Designed for Broadcom BCM6315 and BCM6020 VDSL chipset
- MII compliant Plan998 based Symmetric CO Design
- Includes Band Pass Line Filter, 2 wire line interface hybrid, TX and RX filters and AGC control
- 1500V Line isolation transformer.
- Minimum surface mount footprint for increased line card density

ELECTRICAL SPECIFICATIONS@25°C

Description	Passband Freq	Stopband Freq	Attenuation min	Impedance
ISDN LPF (CPE)	DC to 120 KHz	220 KHz >	50dB	100R
VDSL HPF (CPE)	200 KHz >	DC to 100 KHz	50dB	100R

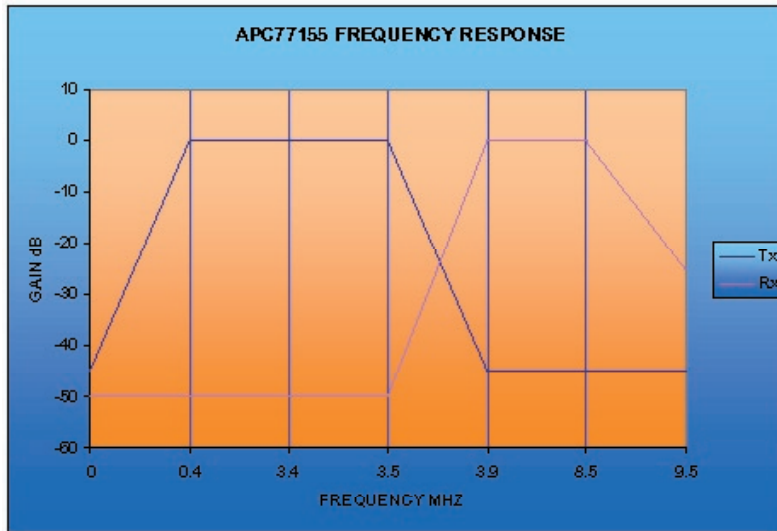
BLOCK DIAGRAM



VDSL Hybrid Module

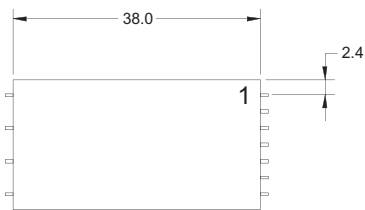
APC77155

FREQUENCY ALLOCATION

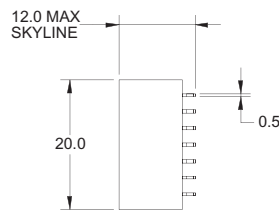


MECHANICAL

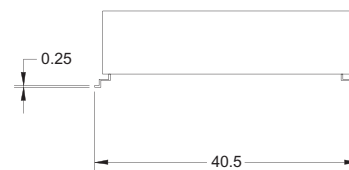
Top View



End View

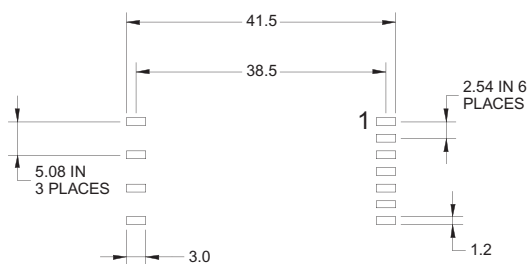


Side View



Pin No.	Signal
1	DACP
2	DACN
3	0V
4	AGC_CTRL
5	+12V
6	ADCP
7	ADCN
8	N/C
9	RING
10	TIP
11	N/C

Recommended PCB Layout

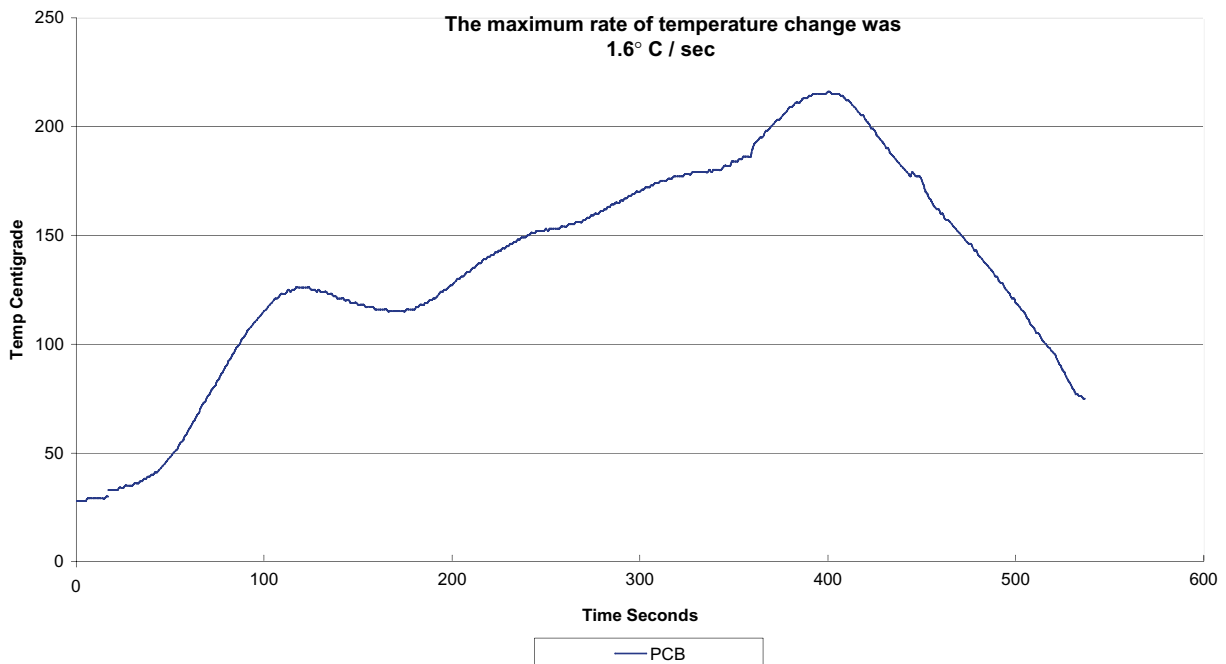




VDSL Hybrid Module APC77155

REFLOW PROFILE

Recommended Reflow profile of Host PCB for APC SMT Parts
The maximum temperature reached by the PCB was 214° C and was within 1° of this for 16 seconds.



©2003 Bel Fuse Inc. Specifications subject to change without notice. 05.20.03

CORPORATE

Bel Fuse Inc.
206 Van Vorst Street
Jersey City, NJ 07302
Tel 201-432-0463
Fax 201-432-9542
www.belfuse.com

FAR EAST

Bel Fuse Ltd.
8F / 8 Luk Hop Street
San Po Kong
Kowloon, Hong Kong
Tel 852-2328-5515
Fax 852-2352-3706
www.belfuse.com

EUROPE

Bel Stewart Connector
45/46 Riverside
Medway City Estate
Rochester, Kent ME2 4DP U.K.
Tel 44-1634-722890
Fax 44-1634-716677
www.belfuse.com