




ADSL CPE Hybrid

APC78164

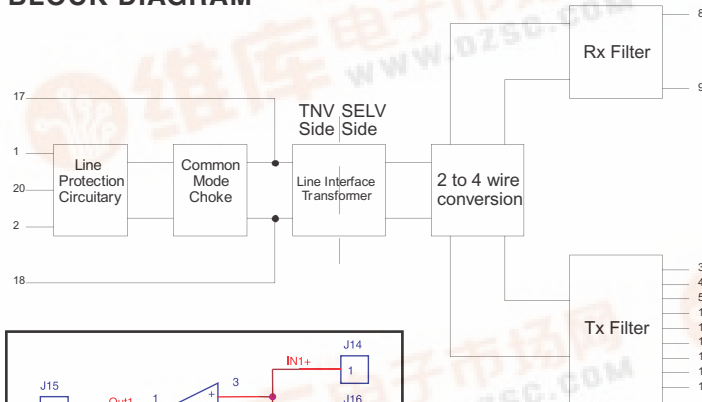


OPERATING TEMPERATURE -40°C TO +85°C

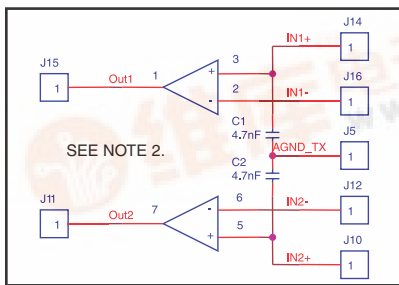
FEATURES

- APC 78164 is designed to interface with Alcatel's MTK 20150 transceiver chip set (AFE Chip 20154), and EL1510C Line Driver, to optimize CPE (customer premises equipment designs).
- The hybrid contains all of the components required between the AFE chip and the line connector including the line interface transformer, common mode choke, longitudinal line protection circuitry and transmit and receive filters. Excluding Line Driver and non-inverting I/P Capacitors.
- The hybrid is designed to meet the requirements of safety per IEC60950 - reinforced Isolation.
- The hybrid is designed to meet the requirements of Telcordia GR-1089 Surge and AC Power Fault.

BLOCK DIAGRAM



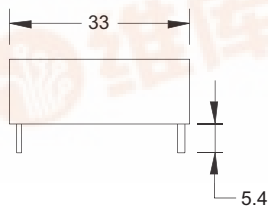
Pin 1	TIP	Pin 11	EL1510C PIN 7 (OUTB)
Pin 2	RING	Pin 12	EL1510C PIN 6 (INB-)
Pin 3	TXP	Pin 13	N/C
Pin 4	TXN	Pin 14	EL1510C PIN 3 (INA+)
Pin 5	AGND - TX	Pin 15	EL1510C PIN 1 (OUTA)
Pin 6	N/C	Pin 16	EL1510C PIN 2 (INA-)
Pin 7	AGND - RX	Pin 17	LINE PWR 1
Pin 8	RXP	Pin 18	LINE PWR 2
Pin 9	RXN	Pin 19	N/C
Pin 10	EL1510C PIN 5 (INB+)	Pin 20	FIELD GROUND



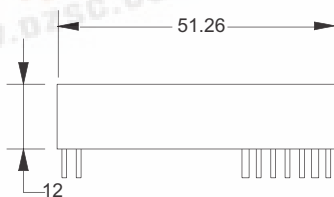
- 1) ALL TRACES BETWEEN APC PINS 10 AND 14 AND ELANTEC LINE DRIVER PINS 3 AND 5 RESPECTIVELY MUST BE KEPT SYMMETRICAL, PARALLEL AND EQUIDISTANT.
- 2) APP DIAGRAM SHOWS LOCATION OF 2 X 4.7NF CAPACITORS TO BE ADDED EXTERNALLY.

MECHANICAL

End View



Side View



Recommended Pad Layout

