

# Kingbright

## 3.2x1.6mm INFRA-RED EMITTING DIODE

AP3216F3C

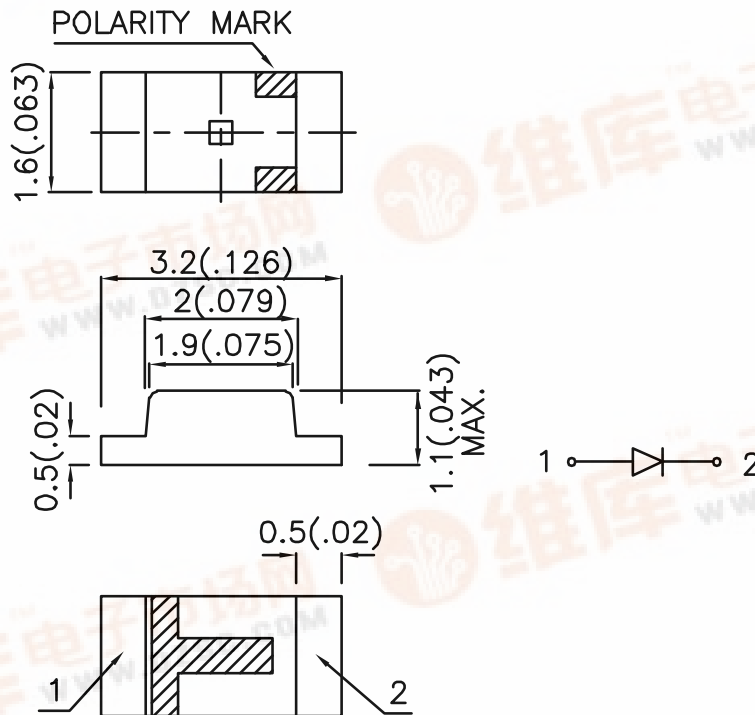
### Features

- 3.2mmx1.6mm SMT LED, 1.1mm THICKNESS.
- LOW POWER CONSUMPTION.
- WIDE VIEWING ANGLE.
- IDEAL FOR BACKLIGHT AND INDICATOR.
- VARIOUS COLORS AND LENS TYPES AVAILABLE.
- PACKAGE : 2000PCS / REEL.
- RoHS COMPLIANT.

### Description

F3 Made with Gallium Arsenide Infrared Emitting diodes.

### Package Dimensions



#### Notes:

1. All dimensions are in millimeters (inches).
2. Tolerance is  $\pm 0.15$  (0.006") unless otherwise noted.
3. Specifications are subject to change without notice.



## Selection Guide

Part No.	Dice	Lens Type	Po (mW/sr) @ 20mA		Viewing Angle
			Min.	Typ.	2 $\theta$ 1/2
AP3216F3C	GaAs	WATER CLEAR	0.4	1.2	120°

Note:

1.  $\theta$ 1/2 is the angle from optical centerline where the luminous intensity is 1/2 the optical centerline value.

## Electrical / Optical Characteristics at TA=25°C

Item	P/N	Symbol	Typ.	Max.	Units	Test Conditions
Forward Voltage	F3	V <sub>F</sub>	1.2	1.6	V	I <sub>F</sub> =20mA
Reverse Current	F3	I <sub>R</sub>	-	10	uA	V <sub>R</sub> =5V
Capacitance	F3	C	90	-	pF	V <sub>F</sub> =0V;f=1MHz
Peak Spectral Wavelength	F3	$\lambda$ <sub>P</sub>	940	-	nm	I <sub>F</sub> =20mA
Spectral Bandwidth	F3	$\Delta\lambda$ 1/2	50	-	nm	I <sub>F</sub> =20mA

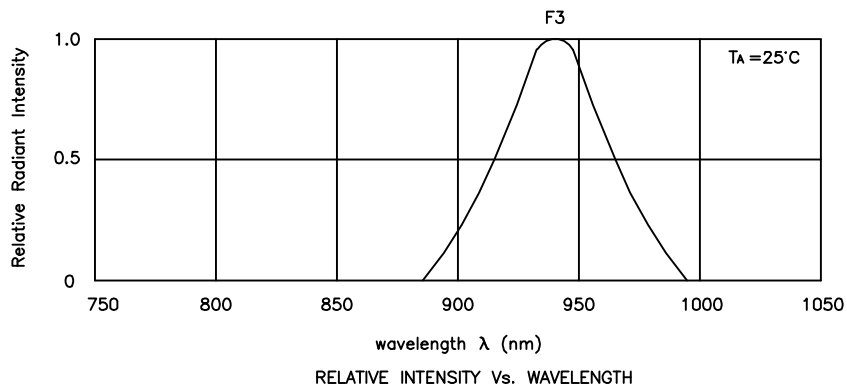
## Absolute Maximum Ratings at TA=25°C

Parameter	Symbol	F3	Units
Power Dissipation	P <sub>T</sub>	100	mW
DC Forward Current	I <sub>F</sub>	50	mA
Peak Forward Current[1]	i <sub>F</sub> S	1.2	A
Reverse Voltage	V <sub>R</sub>	5	V
Operating Temperature	T <sub>A</sub>	-40 To +85	°C
Storage Temperature	T <sub>STG</sub>	-40 To +85	°C

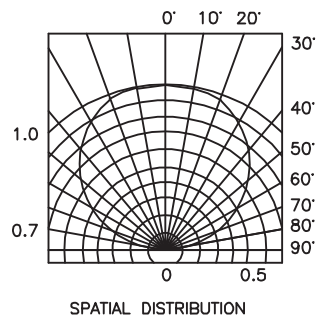
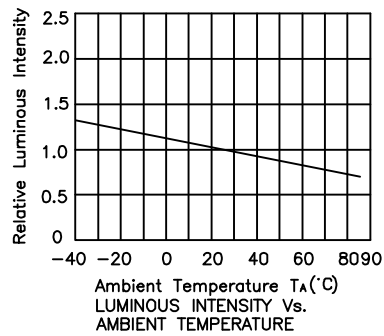
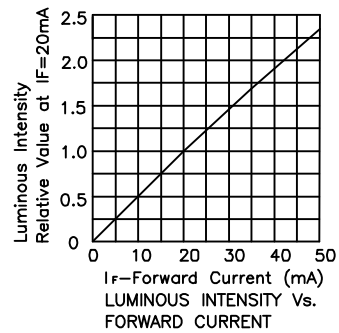
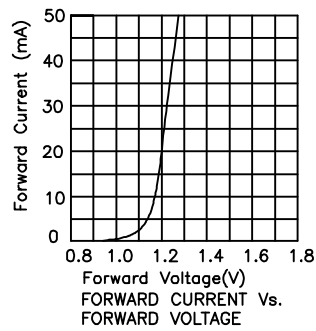
Note:

1. 1/100 Duty Cycle, 10 $\mu$ s Pulse Width.

# Kingbright

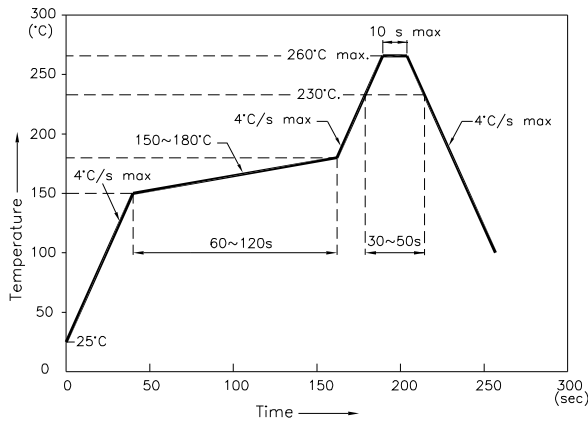


## AP3216F3C



## AP3216F3C

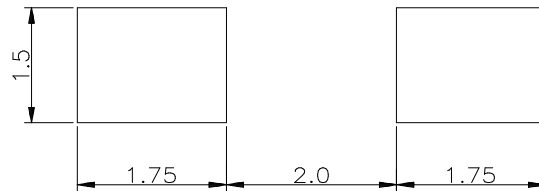
Reflow Soldering Profile For Lead-free SMT Process.



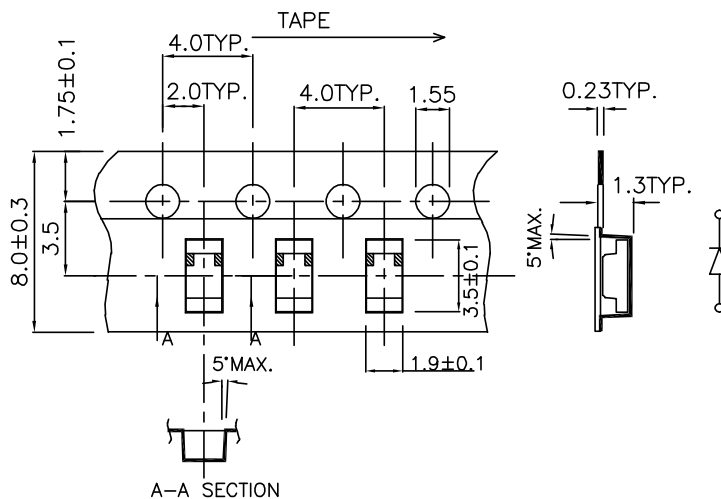
NOTES:

1. We recommend the reflow temperature 245°C(+/-5°C). The maximum soldering temperature should be limited to 260°C.
2. Don't cause stress to the epoxy resin while it is exposed to high temperature.
3. Number of reflow process shall be 2 times or less.

### Recommended Soldering Pattern (Units : mm)



### Tape Specifications (Units : mm)



Remarks:

If special sorting is required (e.g. binning based on forward voltage or radiant intensity), the typical accuracy of the sorting process is as follows:

1. Radiant Intensity: +/-15%
2. Forward Voltage: +/-0.1V

Note: Accuracy may depend on the sorting parameters.