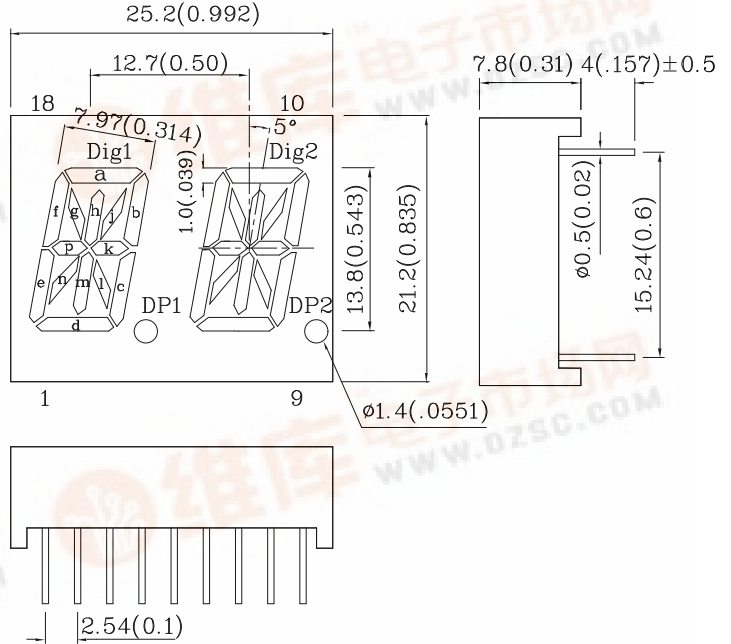
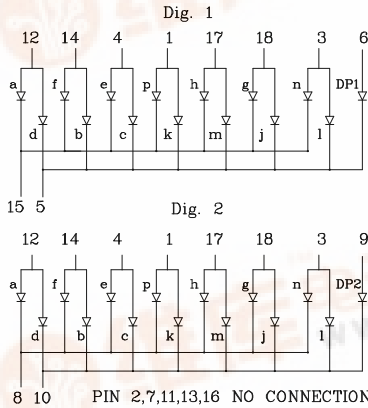


Part Number: **AUY14C2-A**

13.8mm (0.54") 14 SEGMENT DUAL DIGIT ALPHANUMERIC DISPLAY

Features

- 0.54 INCH CHARACTER HEIGHT.
- LOW CURRENT OPERATION.
- HIGH CONTRAST AND LIGHT OUTPUT.
- EASY MOUNTING ON P.C. BOARDS OR SOCKETS.
- CATEGORIZED FOR LUMINOUS INTENSITY.
- MECHANICALLY RUGGED.
- STANDARD: GRAY FACE, WHITE SEGMENT.
- RoHS COMPLIANT.



Notes:

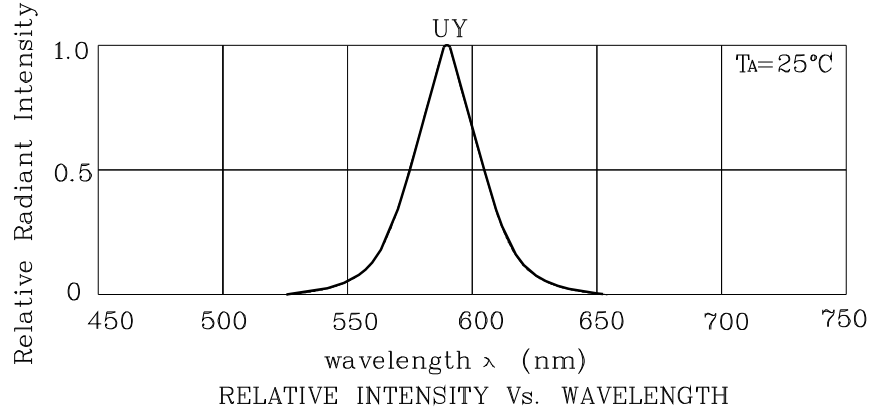
1. All dimensions are in millimeters (inches).
2. Tolerance is $\pm 0.25(0.01)$ " unless otherwise noted.
3. Specifications are subject to change without notice.

Absolute Maximum Ratings (TA=25°C)		UY (GaAsP/GaP)	Unit
Reverse Voltage Per Segment or (DP)	VR	5	V
Forward Current Per Segment or (DP)	IF	30	mA
Forward Current (Peak) Per Segment or (DP) 1/10 Duty Cycle 0.1ms Pulse Width	iFS	140	mA
Power Dissipation Per Segment or (DP)	PT	75	mW
Operating Temperature	TA	-40 ~ +85	°C
Storage Temperature	Tstg	-40 ~ +85	
Lead Solder Temperature [2mm Below Package Base]	260°C For 3~5 Seconds		

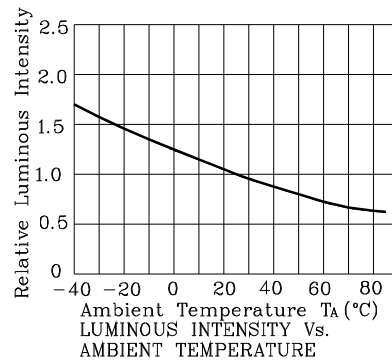
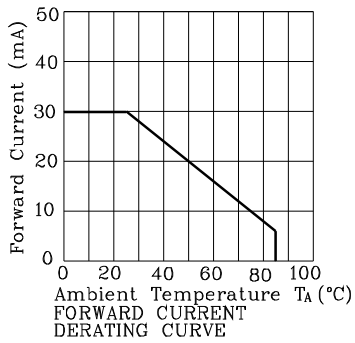
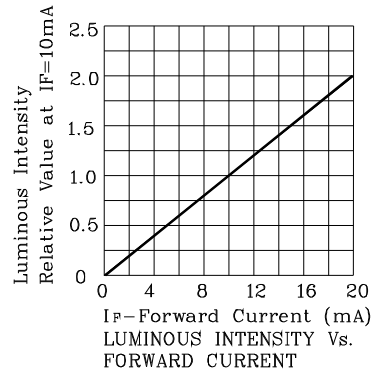
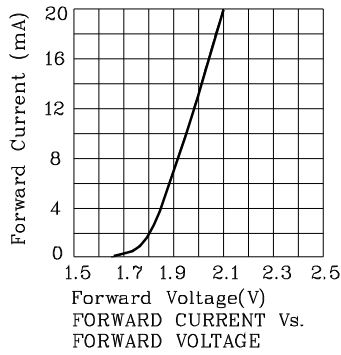
Operating Characteristics (TA=25°C)	UY (GaAsP/GaP)	Unit
Forward Voltage (Typ.) Per Segment or (DP) (IF=10mA)	VF	1.95 V
Forward Voltage (Max.) Per Segment or (DP) (IF=10mA)	VF	2.5 V
Reverse Current (Max.) Per Segment or (DP) (VR=5V)	IR	10 uA
Wavelength of Peak Emission (Typ.) (IF=10mA)	λP	590 nm
Wavelength of Dominant Emission (Typ.) (IF=10mA)	λD	588 nm
Spectral Line Full Width At Half-Maximum (Typ.) (IF=10mA)	$\Delta\lambda$	35 nm
Capacitance (Typ.) (VF=0V, f=1MHz)	C	20 pF

Part Number	Emitting Color	Emitting Material	Luminous Intensity (IF=10mA) ucd	Wavelength nm λP	Description
AUY14C2-A	Yellow	GaAsP/GaP	800 min. 2990 typ.	590	Common Cathode. Rt. Hand Decimal



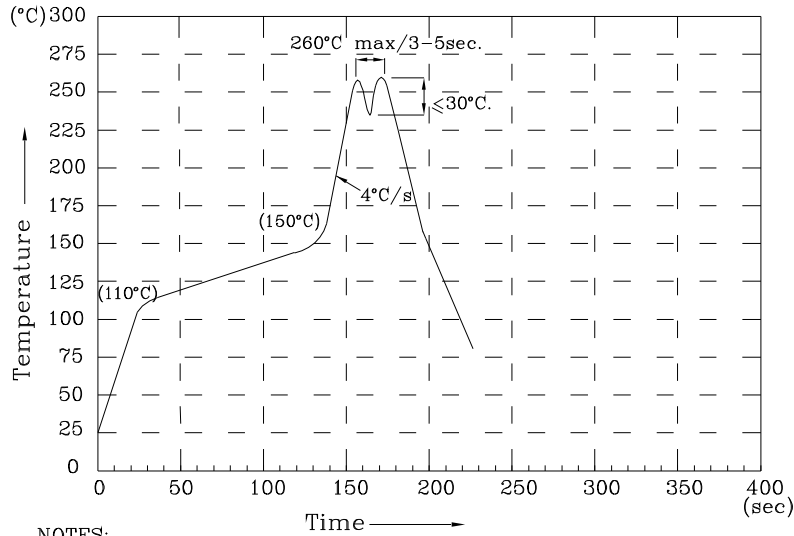


❖ UY



AUY14C2-A

Wave Soldering Profile For Lead-free Through-hole LED.



NOTES:

1. Recommend the wave temperature 245°C~260°C. The maximum soldering temperature should be less than 260°C.
2. Do not apply stress on epoxy resins when temperature is over 85 degree°C.
3. The soldering profile apply to the lead free soldering (Sn/Cu/Ag alloy).
4. No more than once.

Remarks:

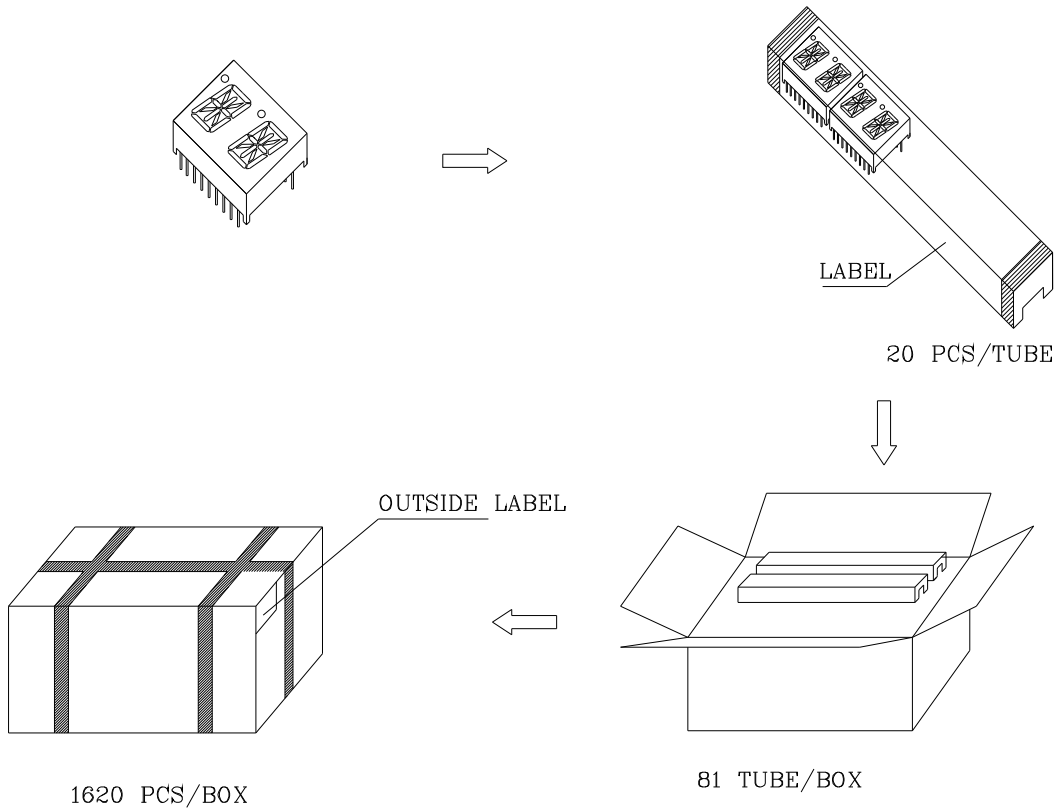
If special sorting is required (e.g. binning based on forward voltage, Luminous intensity / luminous flux, or wavelength), the typical accuracy of the sorting process is as follows:

1. Wavelength: +/-1nm
2. Luminous intensity / luminous flux: +/-15%
3. Forward Voltage: +/-0.1V

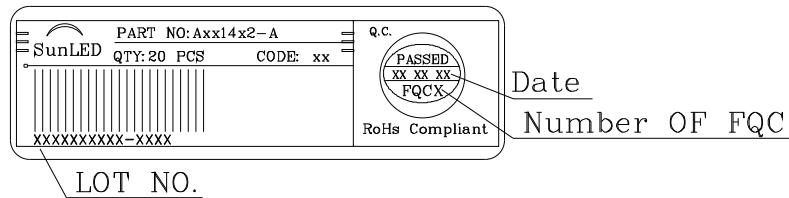
Note: Accuracy may depend on the sorting parameters.

PACKING & LABEL SPECIFICATIONS

AUY14C2-A



Inside LABEL Paste On The IC-tube



Outside LABEL Paste On The Box

