

3.7 x 3.1 mm SMD CERAMIC RESONATOR

AWSZT-CV

Pb in ceramic
(exempt per RoHS 2002/95/EC Annex (7))

RoHS
Compliant



FEATURES:

- Low resonant impedance
- 240°C peak reflow capable
- Low cost

APPLICATIONS:

- Remote controls, Microprocessor clocks, Mobile phones, DVD & CD-Roms, Electric appliances, Industrial controllers
- Consumer electronics

ELECTRICAL CHARACTERISTICS:

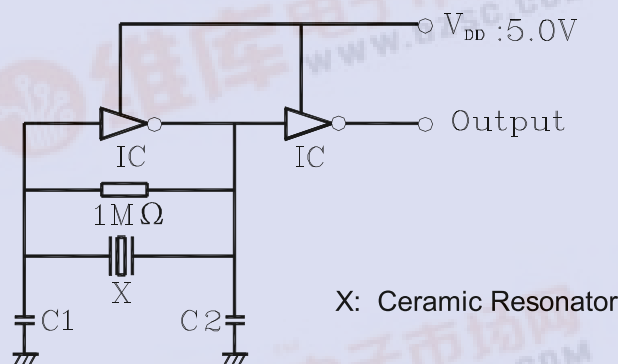
Item	Requirement
Frequency Range	8.00MHz to 50.00MHz
Resonant Impedance	See Table 2.1
Frequency Tolerance	± 0.5%
Frequency Stability	±0.3% max. (-25°C to +85°C) *
Withstanding Voltage	50V (DC , 1 min)
Rating Voltage	
(1) D.C. Voltage	6 V.D.C. max
(2) A.C. Voltage	15 Vp-p. max
Load Capacitance	See Table 2.1
Insulation Resistance	100MΩ min. (10V, 1min)
Operation Temperature	-25°C to +85°C *
Storage Temperature	-55°C to +85°C
Aging Rate (Fosc)	±0.3% max. (from initial value)

* Please contact ABRACON for tighter stability and/or wider temperature range.

Table 2.1

Frequency Range (MHz)	Resonant Impedance (Ro)(Ω) max	Standard Load Capacitance C1=C2 (pF)
8.00 MHz - 13.00 MHz	30 max	30
13.01 MHz - 20.00 MHz	40 max	30
20.01 MHz - 25.99 MHz	40 max	15
26.00 MHz - 50.00 MHz	40 max	5

TEST CONDITION AND TEST CIRCUIT:



Parts shall be measured under a condition (Temp.: 20±15°C, Humidity: 65±20% R.H.) unless the standard condition (Temp: 25±3°C, Humidity: 65±10% R.H.) is regulated to measure

OPTIONS & PART IDENTIFICATION:

AWSZT - XX.XXCV - □

Frequency

Frequency in MHz

Packaging

T for Tape and Reel



3.7 x 3.1 mm SMD CERAMIC RESONATOR

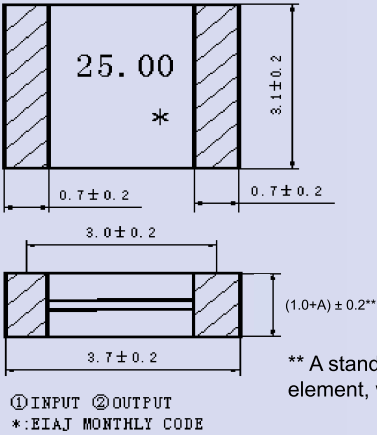
AWSZT-CV

Pb in ceramic
(exempt per RoHS 2002/95/EC Annex (7))

RoHS
Compliant

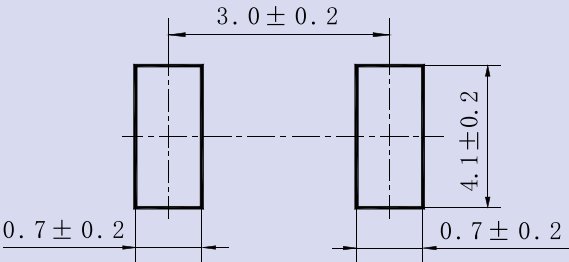


OUTLINE DRAWING:



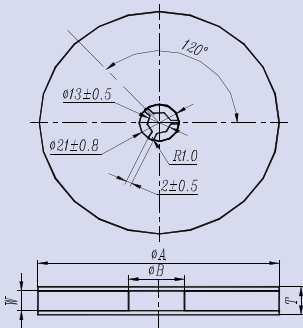
** A stands for the thickness of the ceramic element, which varies with the frequency

RECOMMENDED LAND PATTERN

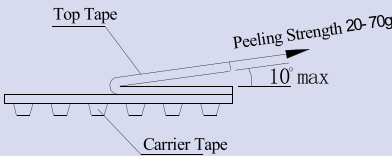
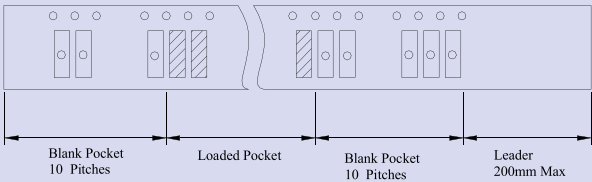


Dimensions: mm

TAPE & REEL: [1,000pcs/reel]



Φ A	Φ B	W	T	Pieces per reel	Carrier tape size
180 ± 3	60 min	12.4 min	19.4 max	1000 typ.	12



CAUTION

- Do not apply excess mechanical stress to the component body or terminations. Do not attempt to re-form or bend the components as this will cause damage to the component.
- This component is not hermetically sealed. Do not clean or wash the component.
- Reflow Soldering: Do not use strong acidity flux, such as flux with chlorine content of greater than 0.2wt% during Reflow Soldering.
- Do not expose the component to open flame.
- This specification applies to the functionality of the component as a single unit. The customer is advised to insure that the component is thoroughly evaluated in the application circuit.
- Shelf Life: The warranted Shelf Life of this product is Six Months after the Delivery Date under the conditions of sealed, unopened, original packaging.
- Storage Conditions: If the product is to be stored for a period greater than Six Months after the Delivery Date, it is recommended that the customer confirm the solderability and characteristics for the product prior to use.
- This product is not recommended for use in industrial related Automotive, Medical, Safety, Military, or other high-reliability life dependant applications. Contact Abracon Corporation prior to using this product when in doubt.