

# Coaxial High Pass Filter

## BHP-175

50Ω 160 to 1200 MHz

### Maximum Ratings

Operating Temperature	-55°C to 100°C
Storage Temperature	-55°C to 100°C
RF Power Input	0.5W max.

### Features

- rugged shielded case
- other standard and custom BHP models available with wide selection of fco

### Applications

- lab use
- transmitters/receivers
- radio communications

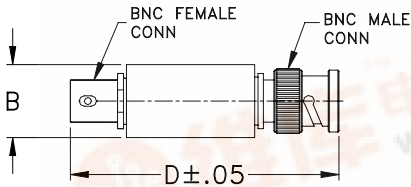


CASE STYLE: FF55			
Connectors	Model	Price	Qty.
BNC	BHP-175	\$36.95 ea.	(1-9)

### High Pass Filter Electrical Specifications

STOPBAND (MHz)	fco (MHz) Nom.	PASSBAND (MHz)	VSWR (:1)	
			Stopband Typ.	Passband Typ.
DC-70 (loss > 40 dB)	70-105 (loss > 20 dB)	140 (loss < 1 dB)	17	1.5

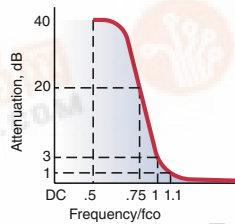
### Outline Drawing



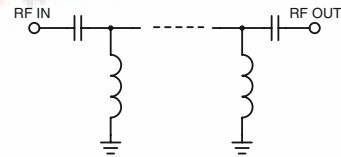
### Outline Dimensions (inch/mm)

B	D	wt
.54	2.59	grams
13.72	65.79	40.0

### typical frequency response



### electrical schematic



### Typical Performance Data

Frequency (MHz)	Insertion Loss (dB)	Return Loss (dB)	Frequency (MHz)	Group Delay (nsec)
	$\bar{x}$	$\sigma$		
10.00	71.26	4.82	10.00	11.56
50.00	88.13	7.75	50.00	3.48
70.00	64.08	0.60	70.00	1.95
75.00	59.06	0.35	75.00	2.87
80.00	54.47	0.39	80.00	3.70
85.00	50.30	0.30	85.00	2.88
90.00	46.22	0.36	90.00	3.16
95.00	42.26	0.37	95.00	3.46
100.00	38.41	0.38	100.00	3.85
105.00	34.67	0.41	105.00	3.98
110.00	30.99	0.41	110.00	4.15
115.00	27.32	0.43	115.00	4.63
120.00	23.70	0.45	120.00	5.22
125.00	20.06	0.46	125.00	5.93
130.00	16.41	0.48	130.00	6.93
135.00	12.76	0.49	135.00	8.35
140.00	9.17	0.47	140.00	10.35
150.00	3.19	0.29	150.00	14.46
160.00	0.82	0.05	160.00	12.65
200.00	0.46	0.04	200.00	4.88
300.00	0.24	0.01	300.00	1.97
400.00	0.26	0.01	400.00	1.19
500.00	0.31	0.01	500.00	0.86
600.00	0.37	0.01	600.00	0.67
700.00	0.43	0.01	700.00	0.56
800.00	0.48	0.01	800.00	0.50
900.00	0.54	0.01	900.00	0.46
1000.00	0.59	0.01	1000.00	0.43
1100.00	0.65	0.01	1100.00	0.40
1200.00	0.69	0.02	1200.00	0.38

