

SURFACE MOUNT CHIP FILTERS CHIP FERRITE BEADS

查询BLM21A601R供应商

捷多邦, 专业PCB打样工厂, 24小时加急出货

Murata
Innovator in Electronics

BLM□□A Series

The BLM□□A Series ferrite beads provide outstanding electrical characteristics in packages as small as 0402. For noise applications covering a wide frequency range.

FEATURES

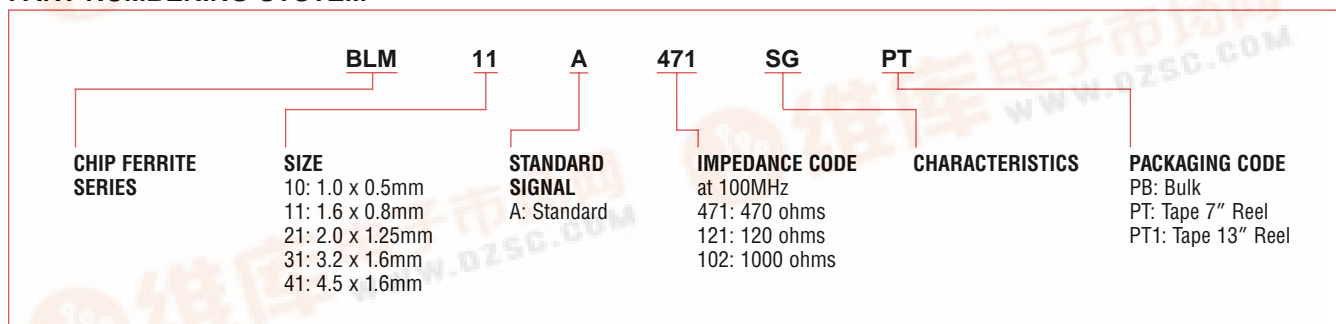
- Suitable for flow and reflow soldering
- Wide temperature range
- High Z characteristics

APPLICATIONS

- I/O ports, DC power lines, and Signal lines



PART NUMBERING SYSTEM



SPECIFICATIONS

Dimensions: mm	Part Number	Impedance (Ohms) Typ. @ 100MHz	Rated Current (mA)	DCR (Ohms max.)	Operating Temperature Range
0402 	*BLM10A100S	10	500	0.05	-55 ~ +125°C
	*BLM10A700S	70	200	0.40	
	*BLM10A121S	120		0.50	
	*BLM10A221SG	220	100	0.70	
	*BLM10A601SG	600	50	1.10	
	*BLM10A102SG	1000		1.50	
0603 	*BLM11A121S	120	200	0.2	
	*BLM11A151SG	150		0.25	
	*BLM11A221S	220		0.3	
	*BLM11A331SG	330		0.45	
	*BLM11A471SG	470		0.5	
	*BLM11A601S	600			
	*BLM11A102S	1000		100	0.7

*Available as standard through authorized Murata Electronics Distributors.



SURFACE MOUNT EMI FILTERS CHIP FERRITE BEADS



BLM□□A Series

SPECIFICATIONS

Dimensions: mm	Part Number	Impedance (Ohms) Typ. @ 100MHz	Rated Current (mA)	DCR (Ohms max.)	Operating Temperature Range	
	★BLM21A121F	120	200	0.15	-55 ~ +125°C	
	★BLM21A151SG	150		0.15		
	★BLM21A221SG	220		0.20		
	★BLM21A331SG	330		0.25		
	★BLM21A401S	400		0.85		
	★BLM21A471SG	470		0.25		
		★BLM21A601F	600	500	0.3	-55 ~ +125°C
		★BLM21A601R	600		0.3	
		★BLM21A601S	600		1.1	
		★BLM21A102F	1000		0.45	
		★BLM21A102S	1000		0.45	
<p>*1.6 ± 0.3 on BLM31A700S</p>	★BLM31A260S	26	500	0.05	-55 ~ +125°C	
	★BLM31A700S	70	200	0.15		
	★BLM31A601S	600		0.90		
	★BLM41A800S	80	500	0.1	-55 ~ +125°C	
	★BLM41A151S	150	200	0.5		

* Available as standard through authorized Murata Electronics Distributors.

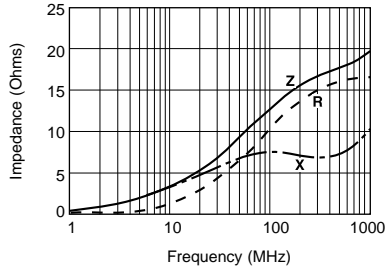
SURFACE MOUNT EMI FILTERS CHIP FERRITE BEADS



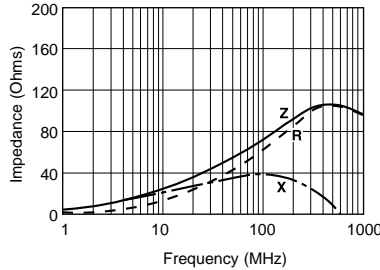
BLM□□A Series

TYPICAL IMPEDANCE CHARACTERISTICS

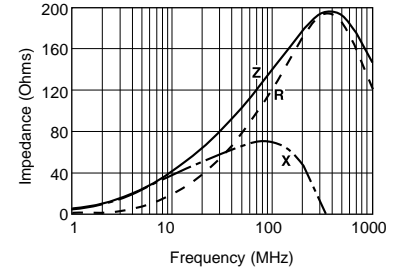
BLM10A100S



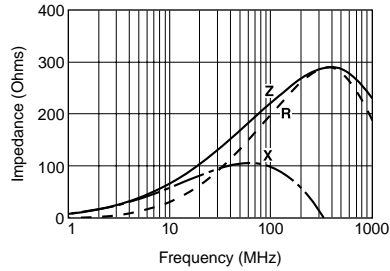
BLM10A700S



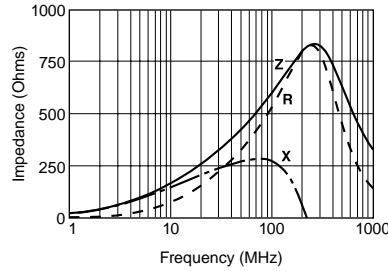
BLM10A121S



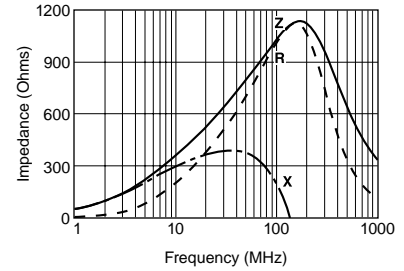
BLM10A221SG



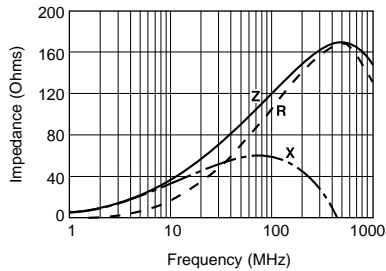
BLM10A601SG



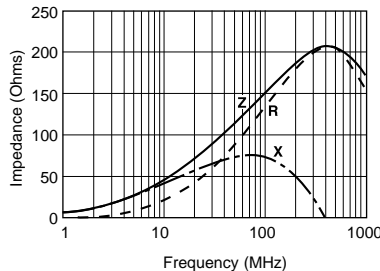
BLM10A102SG



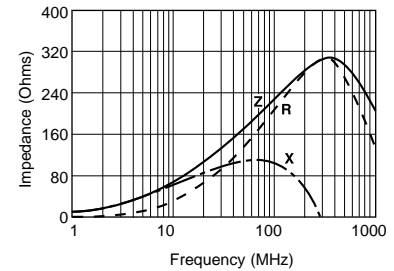
BLM11A121S



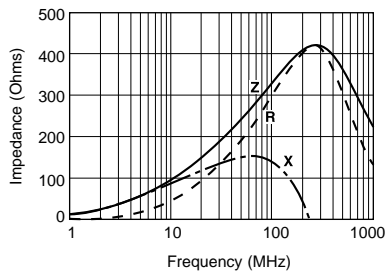
BLM11A151SG



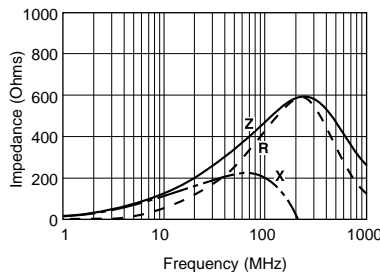
BLM11A221S



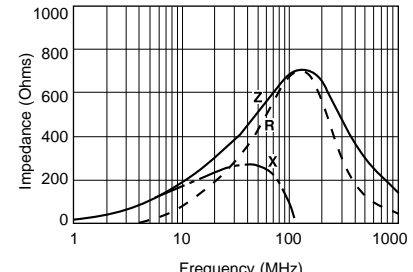
BLM11A331SG



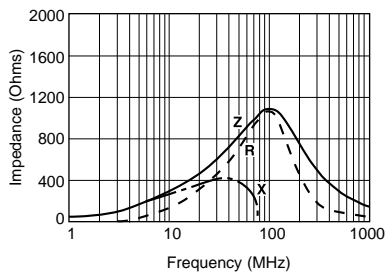
BLM11A471SG



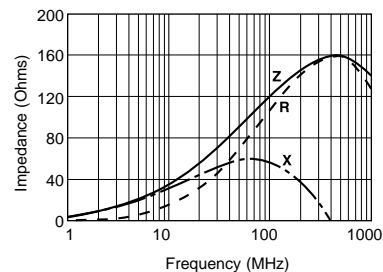
BLM11A601S



BLM11A102S



BLM21A121F



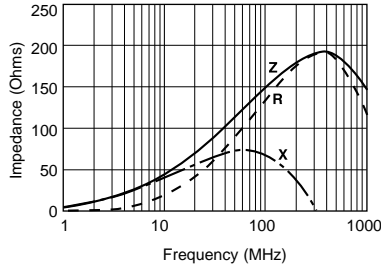
SURFACE MOUNT EMI FILTERS CHIP FERRITE BEADS



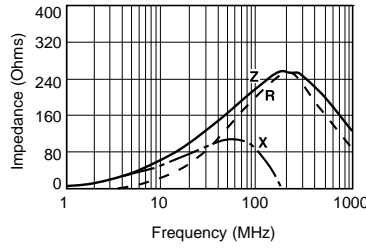
BLM□□A Series

TYPICAL IMPEDANCE CHARACTERISTICS

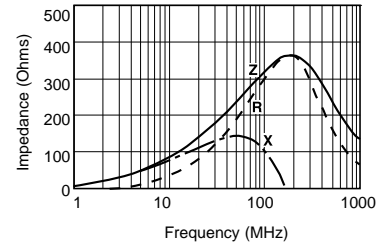
BLM21A151SG



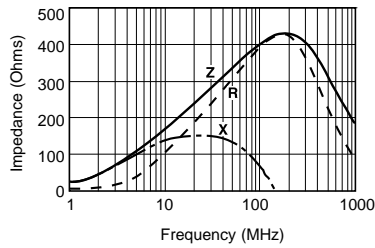
BLM21A221SG



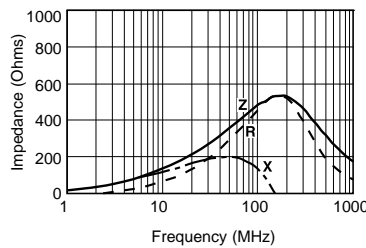
BLM21A331SG



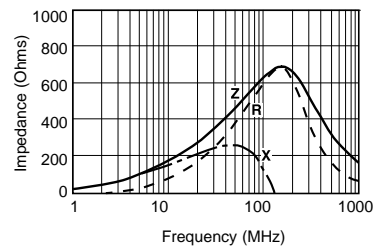
BLM21A401S



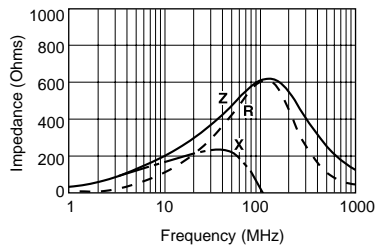
BLM21A471SG



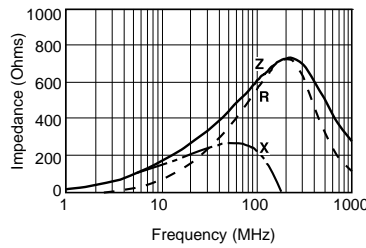
BLM21A601F



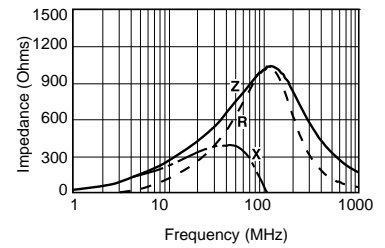
BLM21A601R



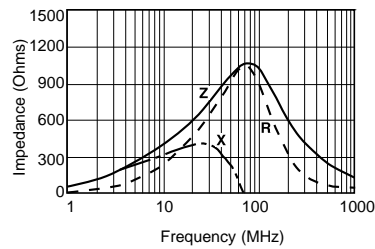
BLM21A601S



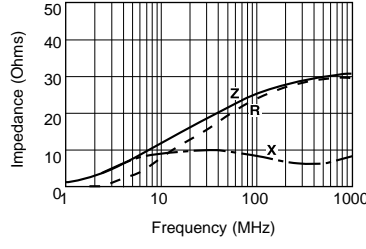
BLM21A102F



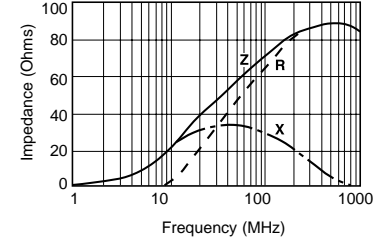
BLM21A102S



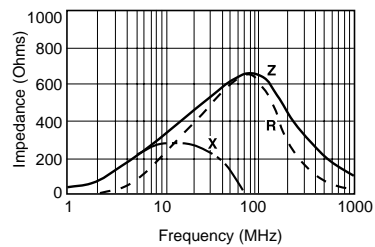
BLM31A260S



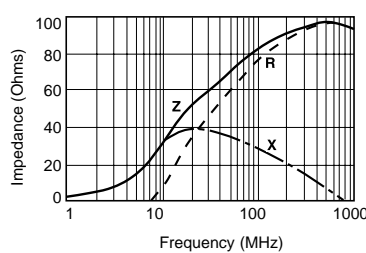
BLM31A700S



BLM31A601S (For low speed signal line)



BLM41A800S



BLM41A151S

