

MODULE

Mini-spectrometer TM series C10082CA, C10082CAH, C10083CA, C10083CAH

High sensitivity type (integrated with back-thinned type CCD image sensor)



TM series mini-spectrometers are polychromators integrated with optical elements, an image sensor and a driver circuit. Light to be measured is guided into the entrance port of TM series through an optical fiber and the spectrum measured with the built-in image sensor is output from the USB port to a PC for data acquisition. They are high sensitivity mini-spectrometers employing a back-thinned type CCD image sensor. Their sensitivity is about two orders of magnitudes higher than CMOS type making TM series even more ideal for low-light-level measurement. C10082CAH and C10083CAH are high resolution type (spectral resolution: 1 nm Typ.).

Mini-spectrometer TM series comes supplied with free sample software that allows setting measurement conditions, acquiring and saving data, and displaying graphs. Driver software and DLL are also supplied as accessory items to allow the users to configure their own measurement software.

Features

- Integrated with back-thinned type CCD image sensor: Sensitivity is about two orders of magnitude higher than CMOS type
- High resolution: 1 nm (C10082CAH, C10083CAH)
- High throughput due to transmission grating made of quartz
- Highly accurate optical characteristics
- Wide spectral response range
- Easy to install into equipment
- Wavelength conversion factor *1 is recorded in internal memory

Optical characteristics

Parameter	TM-UV/VIS-CCD		TM-VIS/NIR-CCD		Unit
	C10082CA	C10082CAH	C10083CA	C10083CAH	
Spectral response range	200 to 800		320 to 1000		nm
Spectral resolution Max. (Spectral response half width) *2	6	1 *3	8 *4	1 *3, *4	nm
Wavelength reproducibility *5	±0.2				nm
Wavelength temperature dependence	0.04				nm/°C
Spectral stray light *2, *6	-33		-30		dB

Electrical characteristics

Parameter	Specification	Unit
A/D conversion	16	bit
Integration time	10 to 10000	ms
Interface	USB 1.1	-
USB bus power current consumption	100	mA
External power supply	5	V

General ratings / Absolute maximum ratings

Parameter	Specification				Unit
Dimensions	95 (W) × 92 (D) × 76 (H)				mm
Image sensor	Back-thinned type CCD image sensor (S10420-1106)				-
Number of pixels	2048				pixels
Slit (H) × (V) *7	70 × 800	10 × 1000	70 × 800	10 × 1000	μm
Optical NA	0.22	0.11	0.22	0.11	-
Connector for optical fiber	SMA905D				-
Operating temperature *8	+5 to +40				°C
Storage temperature	-20 to +70				°C

*1: A conversion factor for converting the image sensor pixel number into a wavelength is recorded in the module. A calculation factor for converting the A/D converted count into the input light intensity is not provided.

*2: Depends on the slit opening. Values were measured with the slit listed in the table "General ratings / Absolute maximum ratings".

*3: Typical

*4: λ=320 to 900 nm

*5: Measured under constant light input conditions

*6: When monochromatic light of the following wavelengths is input, spectral stray light is defined as the ratio of the count measured at the input wavelength to the count measured in a region of the input wavelength ±40 nm.

C10082CA/C10082CAH: 500 nm, C10083CA/C10083CAH: 650 nm

*7: Entrance slit aperture size

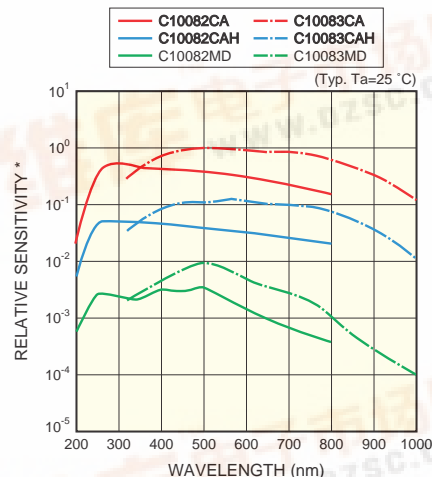
*8: No condensation

Applications

- Low-light-level measurement such as fluorescence measurement
- Semiconductor process control
- Evaluation of light source characteristics such as LED

Comparison of CCD type and CMOS type

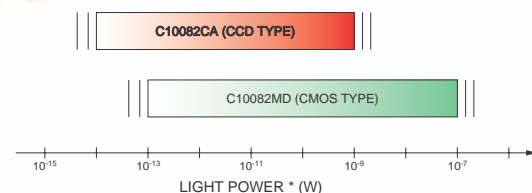
Output comparison (relative value)



* A/D count when constant light level enters fiber.

KACCB0168EA

Measurable optical power



* Light power incident on mini-spectrometer through slit (λ=500 nm, integration time: 10 ms to 10000 ms)

KACCB0146EA

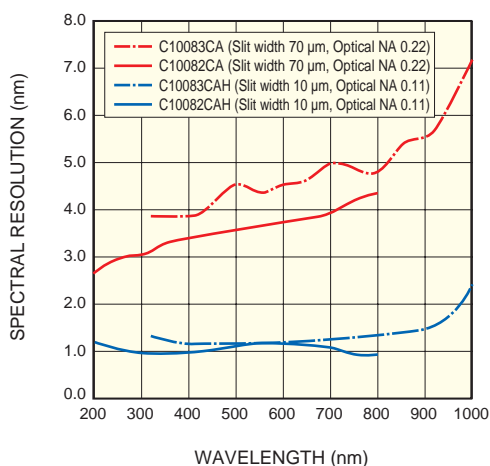
Mini-spectrometer TM series C10082CA, C10082CAH, C10083CA, C10083CAH

Light spectrally separated by a grating is focused according to light wavelength on predetermined image sensor positions, and high-order light is also input onto positions at integer-multiples of wavelengths. In these mini-spectrometers an optical filter is attached to the image sensor to cut off high-order light, but this also causes a drop in the image sensor output at the following wavelengths.

C10082CA/10082CAH: Near 340 nm and 500 nm, C10083CA/C10083CAH: Near 500 nm and 700 nm

Types not using a high-order light cut-off filter are also available. Please specify by adding "-01" to the type number when ordering. (Example: C10082CA-01)

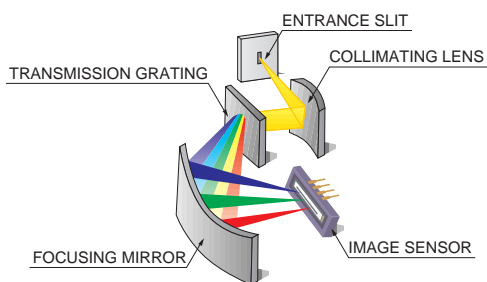
■ Spectral resolution vs. wavelength



KACCB0159EA

■ Optical component layout

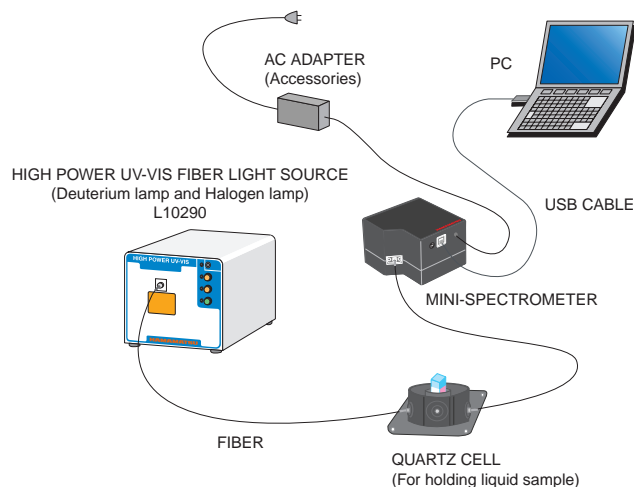
TM series mini-spectrometers use a transmission holographic grating made of quartz and precision optical components arranged on a rugged optical base, making it possible to deliver high throughput and highly accurate optical characteristics.



KACCC0287EA

■ Connection example (transmission light measurement)

Light to be measured is guided into the entrance port of TG series through an optical fiber and the spectrum measured with the built-in image sensor is output through the USB port to a PC for data acquisition. There are no moving parts inside the unit so stable measurements are obtained at all times. An optical fiber that guides light input from external sources allows a flexible measurement setup.



KACCC0317EA

Mini-spectrometer TM series C10082CA, C10082CAH, C10083CA, C10083CAH

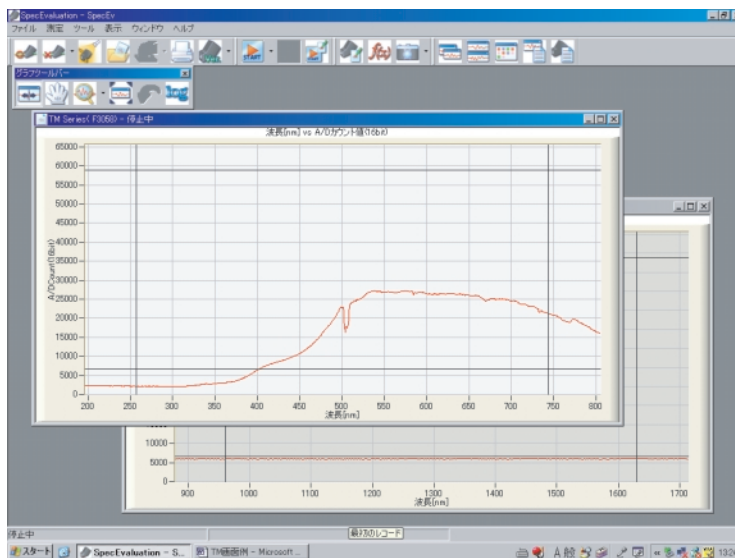
■ Dedicated software package (supplied with unit)

Installing the dedicated software package (containing sample software, device driver, DLL)*9 into your PC allows running the following basic tasks:

- Measurement data acquisition and save
- Measurement condition setup
- Module information acquisition
(wavelength conversion factor, polychromator type, etc.)
- Graphic display
- Arithmetic operation
 - Pixel number to wavelength conversion
 - Dark subtraction
 - Comparison calculation with reference data
(transmittance, reflectance)
 - Gaussian approximation
(peak position and count, FWHM)

Note: Two or more mini-spectrometers can be connected and used with one PC simultaneously.

*9: Compatible OS: Microsoft Windows Professional Edition 2000 (SP3 or later) and XP (SP1a or later)



Device driver and DLL for controlling hardware are also provided.

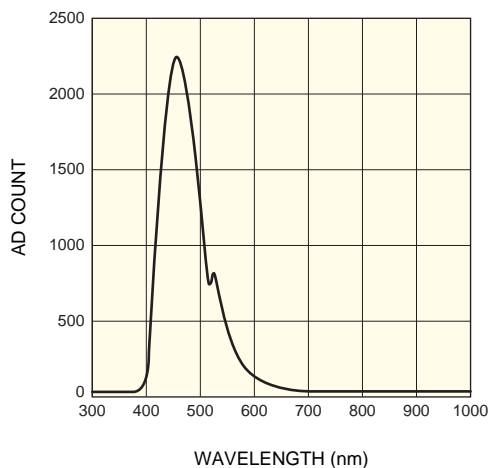
You can develop your own measurement programs by using a software development environment that includes Microsoft Visual C++ and Visual Basic.*10 The DLL provides functions such as USB port open/close, measurement condition setup, measurement data and module information acquisition.

*10: Operation of the device driver and DLL has been verified only with Microsoft Visual C++® and Visual Basic®.

Microsoft Visual C++ and Microsoft Visual Basic are either registered trademarks or trademarks of Microsoft Corporation in the United States and other countries.

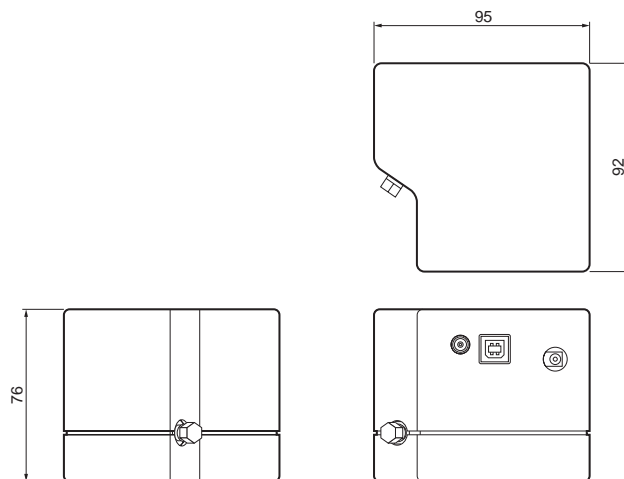
■ Measurement example (C10083CA)

Fluorescence measurement of quinine solution (1000 ppm)



KACCB0145EA

■ Dimensional outline (unit: mm)



KACCA0188EC

Mini-spectrometer TM series C10082CA, C10082CAH, C10083CA, C10083CAH

■ Accessories

- USB cable
- Dedicated software (sample software, device driver, DLL)
- AC adapter (for power supply)

■ Options (sold separately)

Optical fibers for light input

Type. No	Product name	Core diameter (μm)	Specification
A9762-01	Fiber for UV/visible range (resistance to UV)	600	N.A.=0.22, length 1.5 m, connectorized SMA905D at both ends

■ Mini-spectrometer line-up

Type No.	Type	Spectral response range (nm)											Spectral resolution Max. (nm)	Image sensor
		200	400	600	800	1000	1200	1400	1600	1800	2000	2200		
C10082CA	TM series	TM-UV/VIS-CCD [High sensitivity]											6	Back-thinned type CCD image sensor
C10082CAH		TM-UV/VIS-CCD [High resolution] 200 to 800											1*	
C10082MD		TM-UV/VIS-MOS [Wide dynamic range]											6	CMOS linear image sensor
C10083CA		TM-VIS/NIR-CCD [High sensitivity]											8 (λ=320 to 900 nm)	Back-thinned type CCD image sensor
C10083CAH		TM-VIS/NIR-CCD [High resolution] 320 to 1000											1* (λ=320 to 900 nm)	
C10083MD		TM-VIS/NIR-MOS [Wide dynamic range]											8	CMOS linear image sensor
C9404CA	TG series	TG-UV-CCD [High sensitivity]											3	Back-thinned type CCD image sensor
C9404CAH		TG-UV-CCD [High resolution] 200 to 400											1*	Back-thinned type CCD image sensor
C9404MC		TG-UV-MOS [Wide dynamic range]											3	CMOS linear image sensor
C9405CA		TG-SWNIR-CCD [High sensitivity]											5 (λ=550 to 900 nm)	Back-thinned type CCD image sensor
C9405MC	TG series	TG-SWNIR-MOS [Wide dynamic range] 500 to 1100											5 (λ=550 to 1100 nm)	NMOS linear image sensor
C9406GC		TG-NIR [Non-cooled type]											7	InGaAs linear image sensor
C9913GC		TG-cooled NIR-I [Low noise (cooled type)] 900 to 1700											7	
C9914GB	TG series	TG-cooled NIR-II [Low noise (cooled type)] 1100 to 2200											8	
C9407MA	RC series	RC-VIS-MOS [Spectrometer module] 340 to 780											9	CMOS linear image sensor

* Typ.

OEM model

Type No.	Type	Spectral response range (nm)											Spectral resolution Max. (nm)	Image sensor
		200	400	600	800	1000	1200	1400	1600	1800	2000	2200		
C9409MA	RC series	RC-VIS-MOS [Spectrometer head] 340 to 780											9	CMOS linear image sensor

HAMAMATSU

Information furnished by HAMAMATSU is believed to be reliable. However, no responsibility is assumed for possible inaccuracies or omissions. Specifications are subject to change without notice. No patent rights are granted to any of the circuits described herein. ©2007 Hamamatsu Photonics K.K.

HAMAMATSU PHOTONICS K.K., Solid State Division

1126-1 Ichino-cho, Higashi-ku, Hamamatsu City, 435-8558 Japan, Telephone: (81) 53-434-3311, Fax: (81) 53-434-5184, www.hamamatsu.com

U.S.A.: Hamamatsu Corporation, 360 Foothill Road, P.O.Box 6910, Bridgewater, N.J. 08807-0910, U.S.A., Telephone: (1) 908-231-0960, Fax: (1) 908-231-1218

Germany: Hamamatsu Photonics Deutschland GmbH, Arzbergerstr. 10, D-82211 Herrsching am Ammersee, Germany, Telephone: (49) 08152-3750, Fax: (49) 08152-2658

France: Hamamatsu Photonics France S.A.R.L., 19, Rue du Saule Trappu, Parc du Moulin de Massy, 91882 Massy Cedex, France, Telephone: 33-(1) 69 53 71 00, Fax: 33-(1) 69 53 71 10

United Kingdom: Hamamatsu Photonics UK Limited, 2 Howard Court, 10 Tewin Road, Welwyn Garden City, Hertfordshire AL7 1BW, United Kingdom, Telephone: (44) 1707-294888, Fax: (44) 1707-325777

North Europe: Hamamatsu Photonics Norden AB, Smidesvägen 12, SE-171 41 Solna, Sweden, Telephone: (46) 8-509-031-00, Fax: (46) 8-509-031-01