



UNISONIC TECHNOLOGIES CO.,

DTC124E

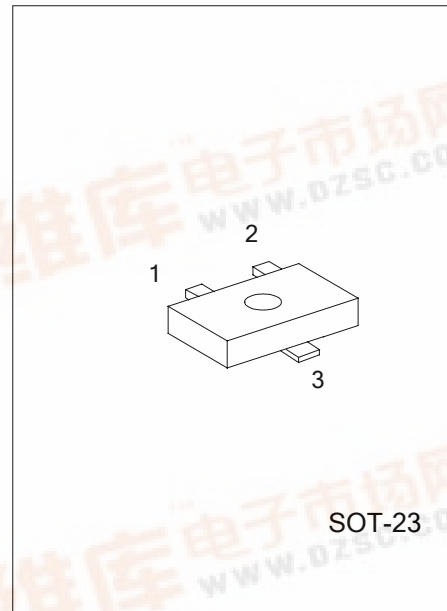
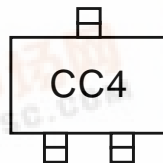
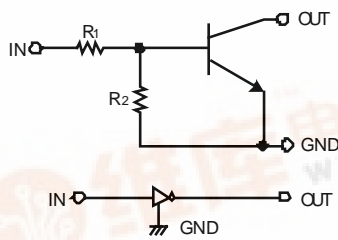
NPN EPITAXIAL SILICON TRANSISTOR

**NPN DIGITAL TRANSISTOR
(BUILT-IN RESISTORS)**

■ FEATURES

- *Built-in bias resistors enable the configuration of an inverter circuit without connecting external input resistors (see the equivalent circuit).
- *The bias resistors consist of thin-film resistors with complete isolation to allow positive biasing of the input. They also have the advantage of almost completely eliminating parasitic effects.
- *Only the on / off conditions need to be set for operation, making device design easy.

■ EQUIVALENT CIRCUIT ■ MARKING



SOT-23

*Pb-free plating product number:DTC124EL

■ PIN CONFIGURATION

PIN NO.	PIN NAME
1	GND
2	IN
3	OUT

■ ORDERING INFORMATION

Order Number		Package	Packing
Normal	Lead free		
DTC124E-AE3-R	DTC124EL-AE3-R	SOT-23	Tape Reel

DTC124E

NPN EPITAXIAL SILICON TRANSISTOR

■ ABSOLUTE MAXIMUM RATINGS (Ta = 25°C)

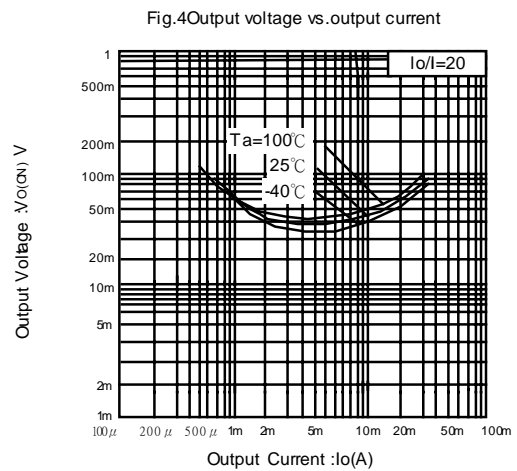
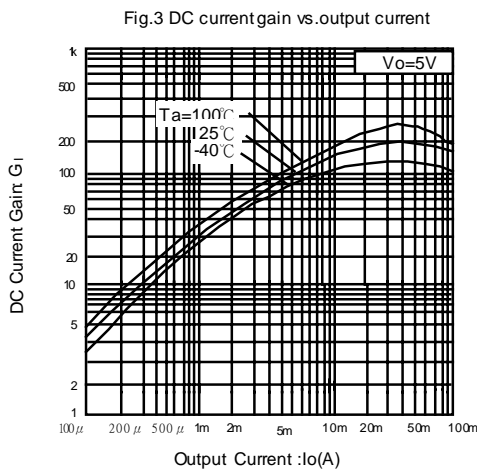
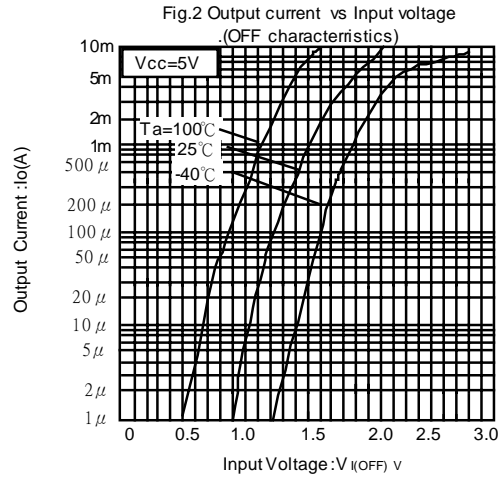
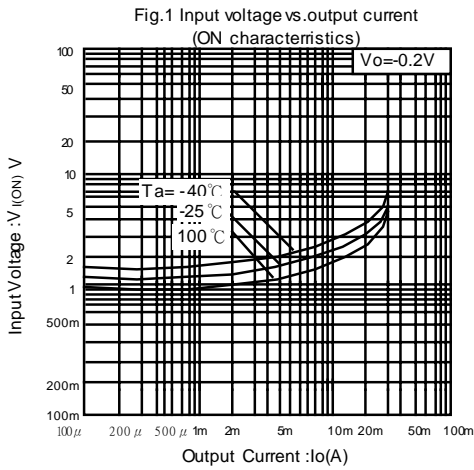
PARAMETER	SYMBOL	RATINGS	UNIT
Supply Voltage	V _{CC}	50	V
Input Voltage	V _{IN}	-10 ~ +40	V
Output Current	I _C	100	mA
	I _O	30	
Power Dissipation	P _D	200	mW
Junction Temperature	T _J	150	°C
Storage Temperature	T _{STG}	-40 ~ +150	°C

■ ELECTRICAL CHARACTERISTICS (Ta= 25°C, unless otherwise specified.)

PARAMETER	SYMBOL	TEST CONDITIONS	MIN	TYP	MAX	UNIT
Input Voltage	V _{I(off)}	V _{CC} = 5V, I _{OUT} =100 μA			0.5	V
	V _{I(ON)}	V _{OUT} = 0.2V, I _{OUT} = 5mA	3			
Output Voltage	V _{O(ON)}	I _{OUT} /I _{IN} = 10mA / 0.5 mA		0.1	0.3	V
Input Current	I _I	V _{IN} = 5V			0.36	mA
Output Current	I _{O(off)}	V _{CC} = 50V, V _{IN} =0V			0.5	μA
DC Current Gain	G _I	V _{OUT} = 5V, I _{OUT} = 5mA	56			
Input Resistance	R _I		15.4	22	28.6	kΩ
Resistance Ratio	R ₂ /R ₁		0.8	1	1.2	
Transition Frequency	f _T	V _{CE} = 10 V, I _E = -5mA, f=100MHz *		250		MHz

*Transition frequency of the device

■ TYPICAL CHARACTERISTICS



UTC assumes no responsibility for equipment failures that result from using products at values that exceed, even momentarily, rated values (such as maximum ratings, operating condition ranges, or other parameters) listed in products specifications of any and all UTC products described or contained herein. UTC products are not designed for use in life support appliances, devices or systems where malfunction of these products can be reasonably expected to result in personal injury. Reproduction in whole or in part is prohibited without the prior written consent of the copyright owner. The information presented in this document does not form part of any quotation or contract, is believed to be accurate and reliable and may be changed without notice.